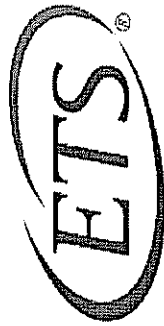


Aggregate and Summary Institution-Level Pass-Rate Data: Regular Teacher Preparation Program



HEA - Title II Follow-Up 2003-2004 Academic Year

Institution Name	INDIANA UNIV SOUTHEAST
Institution Code	1314
State	Indiana
Number of Program Completers Submitted	157
Number of Program Completers found, matched, and used in passing rate Calculations¹	157

November 13, 2007

Type of Assessment ²	Statewide					
	Number Taking Assessment ³	Number Passing Assessment ⁴	Institutional Pass Rate	Number Taking Assessment ³	Number Passing Assessment ⁴	Statewide Pass Rate
Aggregate - Basic Skills	144	141	98%	4289	4204	98%
Aggregate - Professional Knowledge				41	41	100%
Aggregate - Academic Content Areas (Math, English, Biology, etc.)	146	142	97%	4154	4089	98%
Aggregate - Other Content Areas (Career/Technical Education, Health Educations, etc.)				114	114	100%
Aggregate - Teaching Special Populations (Special Education, ELS, etc.)	1			172	170	99%
Aggregate - Performance Assessments						
Summary Totals and Pass Rates⁵	157	150	96%	4465	4337	97%

¹ The number of program completers found, matched and used in the passing rate calculation will not equal the sum of the column labeled "Number Taking Assessment" since a completer can take more than one assessment.


² Institutions and/or States did not require the assessments within an aggregate where data cells are blank.

³ Number of completers who took one or more tests in a category and within their area of specialization.

⁴ Number who passed all tests they took in a category and within their area of specialization.

⁵ Summary Totals and Pass Rate: Number of completers who successfully completed one or more tests across all categories used by the state for licensure and the total passrate.

Single-Assessment Institution Level Pass-Rate Data: Regular Teacher Preparation Program


		HEA - Title II Follow-Up 2003-2004 Academic Year	
Institution Name	INDIANA UNIV SOUTHEAST		
Institution Code	1314		
State	Indiana		
Number of Program Completers Submitted	157		
Number of Program Completers found, matched, and used in passing rate Calculations ¹	157		

November 13, 2007

Type of Assessment	Assessment Code Number	Number			Institutional Pass Rate	Statewide		
		Taking Assessment	Passing Assessment	Number Passing Assessment		Number Taking Assessment	Number Passing Assessment	Statewide Pass Rate
Basic Skills								
GENERAL KNOWLEDGE	510						1	
PROFESSIONAL KNOWLEDGE	520						2	
PPST READING	710	37	36	97%	1507	1487	99%	99%
CBT READING	711	76	76	100%	1312	1307	100%	100%
PPST WRITING	720	35	34	97%	1583	1571	99%	99%
CBT WRITING	721	77	77	100%	1277	1273	100%	100%
PPST MATHEMATICS	730	35	34	97%	1502	1478	98%	98%
CBT MATHEMATICS	731	75	74	99%	1286	1276	99%	99%
COMPUTERIZED PPST READING	5710	28	27	96%	1428	1407	99%	99%
COMPUTERIZED PPST WRITING	5720	30	29	97%	1383	1375	99%	99%
COMPUTERIZED PPST MATHEMATICS	5730	32	31	97%	1470	1455	99%	99%
Professional Knowledge								
PRE-KINDERGARTEN EDUCATION	530						41	100%
Academic Content Areas								
ELEM ED CURR INSTRUC ASSESSMENT	011	90	89	99%	2308	2268	98%	98%
EARLY CHILDHOOD EDUCATION	020				64	64	100%	100%
ENG LANG LIT COMP CONTENT KNOWLEDGE	041	20	20	100%	345	345	100%	100%
MATHEMATICS	060				3			
MATHEMATICS: CONTENT KNOWLEDGE	061	10	9	90%	182	178	98%	98%
MIDDLE SCHOOL MATHEMATICS	069				2			

¹ The number of program completers found, matched and used in the passing rate calculation will not equal the sum of the column labeled "Number Taking Assessment" since a completer can take more than one assessment.

Single-Assessment Institution Level Pass-Rate Data: Regular Teacher Preparation Program


	HEA - Title II Follow-Up 2003-2004 Academic Year
Institution Name	INDIANA UNIV SOUTHEAST
Institution Code	1314
State	Indiana
Number of Program Completers Submitted	157
Number of Program Completers found, matched, and used in passing rate Calculations ¹	157

November 13, 2007

Type of Assessment	Assessment Code Number	Number		Institutional Pass Rate	Statewide		
		Taking Assessment	Passing Assessment		Number Taking Assessment	Number Passing Assessment	Pass Rate
SOCIAL STUDIES: CONTENT KNOWLEDGE	081	20	19	95%	445	441	99%
MIDDLE SCHOOL SOCIAL STUDIES	089				2		
PHYSICAL ED: CONTENT KNOWLEDGE	091				184	181	98%
BUSINESS EDUCATION	100				37	37	100%
MUSIC CONTENT KNOWLEDGE	113				116	116	100%
ART CONTENT KNOWLEDGE	133				105	105	100%
FRENCH CONTENT KNOWLEDGE	173				18	18	100%
GERMAN	180				5		
SPANISH CONTENT KNOWLEDGE	191				58	55	95%
SPANISH PRODUCTIVE LANGUAGE SKILLS	192				56	47	84%
BIOLOGY	230				1		
BIOLOGY CONTENT KNOWLEDGE	235	4			91	90	99%
CHEMISTRY	240				1		
CHEMISTRY CONTENT KNOWLEDGE	245				50	49	98%
PHYSICS CONTENT KNOWLEDGE	265	1			14	13	93%
READING SPECIALIST	300	83	82	99%	2344	2342	100%
GENERAL SCIENCE	430				21	21	100%
MIDDLE SCHOOL SCIENCE	439				2		
EARTH/SPACE SCIENCE	570				1		
EARTH SCIENCE CONTENT KNOWLEDGE	571	1			17	17	100%

¹ The number of program completers found, matched and used in the passing rate calculation will not equal the sum of the column labeled "Number Taking Assessment" since a completer can take more than one assessment.

Single-Assessment Institution Level Pass-Rate Data: Regular Teacher Preparation Program

	HEA - Title II Follow-Up 2003-2004 Academic Year	
Institution Name	INDIANA UNIV SOUTHEAST	
Institution Code	1314	
State	Indiana	
Number of Program Completers Submitted	157	
Number of Program Completers found, matched, and used in passing rate Calculations ¹	157	

November 13, 2007

Type of Assessment	Assessment Code Number	Number		Institutional Pass Rate	Statewide		Statewide Pass Rate
		Taking Assessment	Passing Assessment		Number Taking Assessment	Number Passing Assessment	
Other Content Areas							
TECHNOLOGY EDUCATION	050					33	100%
FAMILY AND CONSUMER SCIENCES	120					23	100%
SPEECH COMMUNICATION	220					16	100%
LIBRARY MEDIA SPECIALIST	310					10	100%
HEALTH EDUCATION	550					32	100%
Teaching Special Populations							
SE STUDENTS W/MENTAL RETARDATION	321					23	96%
SE KNOWLEDGE-BASED CORE PRINCIPLES	351	1				92	100%
EDUC. EXCEPTIONAL STUDENTS: CK	353					54	98%
SE BEHAVIORAL/EMOTIONAL	371					12	100%
TCHG STUDENTS W/LEARNING DISABIL	380					1	
SE LEARNING DISABILITIES	381	1				88	100%

¹ The number of program completers found, matched and used in the passing rate calculation will not equal the sum of the column labeled "Number Taking Assessment" since a completer can take more than one assessment.