



A » 2006 PEDS » Institutional Data

Institutional Data

A_1 » Institutional Information

This information will be used in all official references to your institution

Institution Name:	Indiana University Southeast
Address 1:	4201 Grant Line Road
Address 2:	
City:	New Albany
State:	IN
Zip:	47150
Country:	USA
Institution Phone:	812 941-2000

A_2 » Chief Executive Officer of Institution

Include complete address and phone number.

CEO of Institution:	Sandra Patterson-Randles
Title:	Chancellor
Address 1:	4201 Grant Line Road
Address 2:	
City:	New Albany
State:	IN
Zip:	47150

Country:	USA
Phone:	812 941-2200
Fax:	812 941-2475

A_3 » Name of Professional Education Unit

Complete all that apply

PE Unit Name:	School of Education
PE Unit Name 2:	
PE Unit Name 3:	

A_4 » Designated Head of Professional Education Unit

Include complete address and phone number.

PE Designated Head Name:	Gloria J. Murray
Title:	Dean
Address 1:	4201 Grant Line Road
Address 2:	
City:	New Albany
State:	IN
Zip:	47150
Country:	USA
Phone:	812-941-2448
Fax:	812 941-2667
Email:	glomurra@ius.edu

A_5 » Professional Education Unit Term

If the head of the Professional Education Unit differs from the person on the last PEDS report, when did his or her term

Term Began Month:	August	<input type="text"/>
Term Began Year:	- Select -	<input type="text"/>

A_6 » Degrees/Programs

Degrees or programs offered by institution/consortium P-12 education personnel (indicate all levels of degrees/program


<input checked="" type="checkbox"/>	Bachelor's, initial teacher preparation
<input type="checkbox"/>	Post-Bachelor's or Master's, Initial Teacher Preparation
<input type="checkbox"/>	Post-Bachelor's or Master's, Advanced Teacher Preparation
<input type="checkbox"/>	CAS or Specialist
<input type="checkbox"/>	Doctoral
<input type="checkbox"/>	Other »

A_7 » Total Student Licenses Headcount (degrees/program completers)

Indicate the total headcount of students who received licenses, endorsements or degrees (education only) from you 31, -1 (Note: Do not double count).

Totals	323
--------	-----

A_8 » Control

<input checked="" type="radio"/>	Public
<input type="radio"/>	Private or Independent <---- (answer option used prior PEDS 2013) 
<input type="radio"/>	Private or Independent (Non for Profit)

<input type="radio"/>	Private or Independent (for Profit)
-----------------------	-------------------------------------

A_9 » Institution Type

<input type="radio"/>	A single-campus institution
<input type="radio"/>	A branch campus of a parent institution (please give name of parent institution)
<input type="radio"/>	A main campus (parent institution with one or more branch campuses and/or other campuses)
<input checked="" type="radio"/>	An administratively equal campus of an institutional system (please give the name of the system)
<input type="radio"/>	A consortium

A_10 » Units

Unit of credit awarded for completion of coursework

<input checked="" type="radio"/>	Semester Hour
<input type="radio"/>	Quarter Hour
<input type="radio"/>	Other »

A_11 » Accreditation/Affiliation

Institutional Accreditation and Affiliations

<input type="radio"/>	AABC-American Association of Bible Colleges
<input type="radio"/>	MIDDLE STATES Association of Colleges and Schools
<input type="radio"/>	NEW ENGLAND Association of Schools and Colleges
<input checked="" type="radio"/>	NORTH CENTRAL Association of Colleges and Schools
<input type="radio"/>	NORTHWEST Commission on Colleges and Universities
<input type="radio"/>	SOUTHERN Association of Colleges and Schools

<input checked="" type="radio"/>	WESTERN Association of Schools and Colleges
----------------------------------	---

A_12 » Organizations

If the institution is a member of any of the following organizations, check the appropriate blank(s):

<input type="checkbox"/>	CADREI: Council of Academic Deans from Research Education Institutions
<input type="checkbox"/>	AILACTE: Association of Independent Liberal Arts Colleges for Teacher Education
<input type="checkbox"/>	NAFEO: National Association for Equal Opportunity in Higher Education
<input checked="" type="checkbox"/>	NCATE: National Council for Accreditation of Teacher Education
<input type="checkbox"/>	TECSCU: Teacher Education Council of State Colleges and Universities
<input type="checkbox"/>	HACU: Hispanic Association of Colleges and Universities
<input type="checkbox"/>	TEAC: Teacher Education Accreditation Council

A_13 » Calendar System

What is the predominant calendar system at this institution?

<input checked="" type="radio"/>	Semester
<input type="radio"/>	Quarter
<input type="radio"/>	Trimester
<input type="radio"/>	Four-one-four (4-1-4)
<input type="radio"/>	Continuous

A_14 » Contact Person

Contact person for the Professional Education Data System (i.e., the individual with responsibility for preparing this

Name:	Gloria J. Murray
Title:	Dean of Education
Institution:	Indiana University Southeast
Address 1:	4201 Grant Line Road
Address 2:	
City:	New Albany
State:	IN
Zip:	47150
Country:	USA
Phone:	812-941-2448
Fax:	812 941-2667
Email:	glomurra@ius.edu

A_15 » Carnegie Classification

Please select your Institution Carnegie Classification

<input type="radio"/>	RU/VH: Research University (very high research activity)
<input type="radio"/>	RU/H: Research University (high research activity)
<input type="radio"/>	DRU: Doctoral/Research University
<input type="radio"/>	Master's L: Masters Colleges and Universities (larger programs)
<input type="radio"/>	Master's M: Master's Colleges and Universities (medium programs)
<input type="radio"/>	Master's S: Master's Colleges and Universities (smaller programs)
<input type="radio"/>	Bac/A&S: Baccalaureate Colleges - Arts and Sciences
<input type="radio"/>	Bac/Diverse: Baccalaureate Colleges - Diverse fields
<input type="radio"/>	Bac/Assoc: Baccalaureate/Associate's Colleges
<input type="radio"/>	Associate's Colleges

<input type="radio"/>	Tribal Colleges
<input type="radio"/>	Other »

A_16 » Main Campus Geographical Setting

Based on location and main area of PK-12 influence, would you describe your institution/teacher preparation progra

<input type="radio"/>	Urban
<input type="radio"/>	Rural
<input type="radio"/>	Suburban or Town

A_17 » Graduates Geographical Setting

Based on location and main area of PK-12 influence, would you describe your institution/teacher preparation progra


<input type="radio"/>	Urban
<input type="radio"/>	Rural
<input type="radio"/>	Suburban or Town

A_18 » Minority Serving institution (MSI)

If your institution is a Minority Serving institution (MSI), which type?

Minority Serving Institutions: Institutions of higher education enrolling populations with significant percentages populations of minority students under various programs created by Congress.

<input type="radio"/>	Hispanic Serving Institution ⓘ
<input type="radio"/>	Historically Black College or University/Predominantly Black College ⓘ
<input type="radio"/>	Tribal College (Tribal College or University, American Indian/Native American serving nontribal institution, or Alaska

<input type="radio"/>	Other Minority Serving Institutions 
<input type="radio"/>	Not a Minority Serving Institution

Comments (optional):

B-1A » 2006 PEDS » Institutional Undergraduate Enrollment







Institutional total undergraduate enrollment (CIP 99.0000) by gender and race/ethnicity categories as of the institutions office

M » Male Enrollment

Race / Ethnicity	Undergrad	
	Full-Time	
	Current year	Prior year
Hispanic/Latino of any race	17	10
American Indian or Alaska Native	7	5
Asian	13	10
Black or African American	47	31
Native Hawaiian or Other Pacific Islander	0	0
White	1071	1120
Two or more races	0	0
Nonresident alien	8	10
Unknown	25	36
Totals:	1188	1222

W » Female Enrollment

Race / Ethnicity	Undergrad	
	Full-Time	
	Current year	Prior year
Hispanic/Latino of any race	30	22
American Indian or Alaska Native	6	4
Asian	18	21

Black or African American 	92	54
Native Hawaiian or Other Pacific Islander 	0	0
White 	1857	1885
Two or more races 	0	0
Nonresident alien 	6	3
Unknown 	54	61
Totals:	2063	2050

Comments (optional):

B-1B » 2006 PEDS » Institutional Graduate Enrollment







Institutional total graduate enrollment (CIP 99.0000) by gender and race/ethnicity categories as of the institutions official fall

M » Male Enrollment

Race / Ethnicity	Gradua	
	Full-Time	
	Current year	Prior year
Hispanic/Latino of any race	0	0
American Indian or Alaska Native	0	0
Asian	0	1
Black or African American	1	0
Native Hawaiian or Other Pacific Islander	0	0
White	7	12
Two or more races	0	0
Nonresident alien	0	0
Unknown	0	2
Totals:	8	15

W » Female Enrollment

Race / Ethnicity	Gradua	
	Full-Time	
	Current year	Prior year
Hispanic/Latino of any race	0	0
American Indian or Alaska Native	0	0
Asian	0	1

Black or African American 	2	3
Native Hawaiian or Other Pacific Islander 	0	0
White 	7	9
Two or more races 	0	0
Nonresident alien 	1	0
Unknown 	0	1
Totals:	10	14

Comments (optional):

B-2A » 2006 PEDS » Undergraduate Program Enrollment - Education Degrees

Undergraduate program enrollment (CIP 13.0000) by gender and race/ethnicity as of the institutions official fall reporting da



[Help flowchart](#)

M » Male Enrollment

Race / Ethnicity	Undergrad	
	Full-Time	
	Current year	Prior year
Hispanic/Latino of any race	0	0
American Indian or Alaska Native	0	0
Asian	0	0
Black or African American	0	0
Native Hawaiian or Other Pacific Islander	0	0
White	56	61
Two or more races	0	0
Nonresident alien	0	0
Unknown	1	1
Totals:	57	62

W » Female Enrollment

Race / Ethnicity	Undergrad	
	Full-Time	
	Current year	Prior year
Hispanic/Latino of any race	1	2

American Indian or Alaska Native 	0	0
Asian 	0	1
Black or African American 	2	2
Native Hawaiian or Other Pacific Islander 	0	0
White 	201	232
Two or more races 	0	0
Nonresident alien 	0	0
Unknown 	6	0
Totals:	210	237

Comments (optional):

B-2B » 2006 PEDS » Undergraduate Program Enrollment - Non-Education Deg

Undergraduate program enrollment of students that have been formally admitted in professional education programs by ger reporting date or as of October 15, 2005.



[Help flowchart](#)

Not applicable

B-2C » 2006 PEDS » Graduate Program Enrollment - Education Degrees

Graduate program enrollment (CIP 13.0000) by gender and race/ethnicity as of the institutions official fall reporting date or











[Help flowchart](#)

M » Male Enrollment

Race / Ethnicity	Gradua	
	Full-Time	
	Current year	Prior year
Hispanic/Latino of any race	0	0
American Indian or Alaska Native	0	0
Asian	0	0
Black or African American	1	0
Native Hawaiian or Other Pacific Islander	0	0
White	4	4
Two or more races	0	0
Nonresident alien	0	0
Unknown	0	0
Totals:	5	4

W » Female Enrollment

Race / Ethnicity	Gradua	
	Full-Time	
	Current year	Prior year
Hispanic/Latino of any race	0	0

American Indian or Alaska Native 	0	0
Asian 	0	0
Black or African American 	1	0
Native Hawaiian or Other Pacific Islander 	0	0
White 	10	11
Two or more races 	0	0
Nonresident alien 	0	0
Unknown 	1	1
Totals:	12	12

Comments (optional):

B-2D » 2006 PEDS » Graduate Program Enrollment - Non-Education Degrees

Graduate program enrollment of students that have been formally admitted and enrolled in professional education programs official fall reporting date or as of October 15, 200.



[Help flowchart](#)

M » Male Enrollment

Race / Ethnicity	Gradua	
	<u>Full-Time</u>	
	Current year	Prior year
Hispanic/Latino of any race ⓘ	0	0
American Indian or Alaska Native ⓘ	0	0
Asian ⓘ	0	0
Black or African American ⓘ	0	0
Native Hawaiian or Other Pacific Islander ⓘ	0	0
White ⓘ	2	0
Two or more races ⓘ	0	0
Nonresident alien ⓘ	0	0
Unknown ⓘ	0	0
Totals:	2	0

W » Female Enrollment

Race / Ethnicity	Gradua	
	<u>Full-Time</u>	
	Current year	Prior year
Hispanic/Latino of any race ⓘ	0	0

American Indian or Alaska Native 	0	0
Asian 	0	0
Black or African American 	0	0
Native Hawaiian or Other Pacific Islander 	0	0
White 	10	0
Two or more races 	0	0
Nonresident alien 	0	0
Unknown 	0	0
Totals:	10	0

Comments (optional):

B-3A » 2006 PEDS » Bachelor`s Level Initial Teacher Preparation**Number of degrees 2004-2005**

Postsecondary Completion in Education Programs (CIP 13.0000) Awards/Degrees conferred between July 1, 2004 and June 30, 2005

[Help flowchart](#)

Male Degree Recipients

IPEDS CIP code	Program area	Hispanic/Latino of any race	American Indian or Alaska Native	Asian	Black or African American	Native Hawaiian or Other Pacific Islander	White
13.0101	Education, General.	0	0	0	0	0	0
13.0201	Bilingual/Bicultural Education.	0	0	0	0	0	0
13.0202	Multicultural Education	0	0	0	0	0	0
13.0301	Curriculum and Instruction.	0	0	0	0	0	0
13.0401	Education Administration and Supervision, General.	0	0	0	0	0	0
13.0408	Elementary, Middle School Administration/Principalship	0	0	0	0	0	0
13.0409	Secondary School Administration/Principalship	0	0	0	0	0	0
13.0501	Educational/Instructional Media Design.	0	0	0	0	0	0
13.1001	Special Education, General.	0	0	0	0	0	0
13.1101	Counseling Education/Student Counseling and Guidance Service.	0	0	0	0	0	0
13.1202	Elementary Teacher Education.	0	0	0	0	0	8
13.1209	Kindergarten/Preschool Education and Teaching	0	0	0	0	0	0
13.1210	Early Childhood Education and Teaching	0	0	0	0	0	0

13.1302	Art Teacher Education.	0	0	0	0	0	0
13.1305	English Teacher Education.	0	0	0	0	0	3
13.1307	Health Teacher Education.	0	0	0	0	0	0
13.1311	Mathematics Teacher Education.	0	0	0	1	0	1
13.1312	Music Teacher Education.	0	0	0	0	0	0
13.1314	Physical Education Teaching and Coaching.	0	0	0	0	0	0
13.1315	Reading Teacher Education.	0	0	0	0	0	0
13.1316	Science Teacher Education, General.	0	0	0	0	0	4
13.1318	Social Studies Teacher Education.	0	0	0	0	0	0
13.1320	Trade and Industrial Teacher Education (Vocational).	0	0	0	0	0	0
13.1321	Computer Teacher Education.	0	0	0	0	0	0
13.1322	Biology Teacher Education.	0	0	0	0	0	0
13.1323	Chemistry Teacher Education.	0	0	0	0	0	0
13.1328	History Teacher Education.	0	0	0	0	0	11
13.1329	Physics Teacher Education.	0	0	0	0	0	0
13.1401	Teaching English as a Second Language/Foreign Language.	0	0	0	0	0	0
13.XXXX	All other education program(s)	0	0	0	0	0	0
Totals:		0	0	0	1	0	27
Last year totals:		0	0	0	0	0	28

Female Degree Recipients

IPEDS CIP code	Program area	Hispanic/Latino of any race	American Indian or Alaska Native	Asian	Black or African American	Native Hawaiian or Other Pacific Islander	White
13.0101	Education, General.	0	0	0	0	0	0
13.0201	Bilingual/Bicultural Education.	0	0	0	0	0	0
13.0202	Multicultural Education	0	0	0	0	0	0
13.0301	Curriculum and Instruction.	0	0	0	0	0	0
13.0401	Education Administration and Supervision, General.	0	0	0	0	0	0
13.0408	Elementary, Middle School Administration/Principalship	0	0	0	0	0	0
13.0409	Secondary School Administration/Principalship	0	0	0	0	0	0
13.0501	Educational/Instructional Media Design.	0	0	0	0	0	0
13.1001	Special Education, General.	0	0	0	0	0	5
13.1101	Counseling Education/Student Counseling and Guidance Service.	0	0	0	0	0	0
13.1202	Elementary Teacher Education.	1	0	1	0	0	65
13.1209	Kindergarten/Preschool Education and Teaching	0	0	0	0	0	0
13.1210	Early Childhood Education and Teaching	0	0	0	0	0	0
13.1302	Art Teacher Education.	0	0	0	0	0	0
13.1305	English Teacher Education.	0	0	0	0	0	17
13.1307	Health Teacher Education.	0	0	0	0	0	0
13.1311	Mathematics Teacher Education.	0	0	0	0	0	4
13.1312	Music Teacher Education.	0	0	0	0	0	0

13.1314	Physical Education Teaching and Coaching.	0	0	0	0	0	0
13.1315	Reading Teacher Education.	0	0	0	0	0	0
13.1316	Science Teacher Education, General.	0	0	0	0	0	5
13.1318	Social Studies Teacher Education.	0	0	0	0	0	0
13.1320	Trade and Industrial Teacher Education (Vocational).	0	0	0	0	0	0
13.1321	Computer Teacher Education.	0	0	0	0	0	0
13.1322	Biology Teacher Education.	0	0	0	0	0	0
13.1323	Chemistry Teacher Education.	0	0	0	0	0	0
13.1328	History Teacher Education.	0	0	0	0	0	9
13.1329	Physics Teacher Education.	0	0	0	0	0	0
13.1401	Teaching English as a Second Language/Foreign Language.	0	0	0	0	0	0
13.XXXX	All other education program(s)	0	0	0	0	0	0
Totals:		1	0	1	0	0	105
Last year totals:		1	0	1	1	0	106

Comments (optional):

B-3B » 2006 PEDS » Post-Bachelor`s or Master`s Level Initial Teacher Preparation Number of degrees 2004-2005

Postsecondary Completion in Education Programs (CIP 13.0000) Awards/Degrees conferred between July 1, 2004 and Jun



[Help flowchart](#)

Not applicable

B-3C » 2006 PEDS » Post-Bachelor's or Master's Level Advanced Preparation Number of degrees 2004-2005

Postsecondary Completion in Education Programs (CIP 13.0000) Awards/Degrees conferred between July 1, 2004 and Jun



[Help flowchart](#)

- Our system shows that some value(s) for 2006 is much higher/lower than value(s) in the 2005 PEDS.
- Please check these values in the column with the warning sign.
- If all values are correct, just ignore this message.

Male Degree Recipients

IPEDS CIP code	Program area	Hispanic/Latino of any race	American Indian or Alaska Native	Asian	Black or African American	Native Hawaiian or Other Pacific Islander	White
13.0101	Education, General.	0	0	0	0	0	0
13.0201	Bilingual/Bicultural Education.	0	0	0	0	0	0
13.0202	Multicultural Education	0	0	0	0	0	0
13.0301	Curriculum and Instruction.	0	0	0	0	0	0
13.0401	Education Administration and Supervision, General.	0	0	0	0	0	0
13.0408	Elementary, Middle School Administration/Principalship	0	0	0	0	0	0
13.0409	Secondary School Administration/Principalship	0	0	0	0	0	0
13.0501	Educational/Instructional Media Design.	0	0	0	0	0	0
13.1001	Special Education, General.	0	0	0	0	0	0
13.1101	Counseling Education/Student Counseling and Guidance Service.	0	0	0	0	0	0
13.1202	Elementary Teacher Education.	0	0	0	3	0	10

13.1209	Kindergarten/Preschool Education and Teaching	0	0	0	0	0	0
13.1210	Early Childhood Education and Teaching	0	0	0	0	0	0
13.1302	Art Teacher Education.	0	0	0	0	0	0
13.1305	English Teacher Education.	0	0	0	0	0	0
13.1307	Health Teacher Education.	0	0	0	0	0	0
13.1311	Mathematics Teacher Education.	0	0	0	0	0	0
13.1312	Music Teacher Education.	0	0	0	0	0	0
13.1314	Physical Education Teaching and Coaching.	0	0	0	0	0	0
13.1315	Reading Teacher Education.	0	0	0	0	0	0
13.1316	Science Teacher Education, General.	0	0	0	0	0	0
13.1318	Social Studies Teacher Education.	0	0	0	0	0	0
13.1320	Trade and Industrial Teacher Education (Vocational).	0	0	0	0	0	0
13.1321	Computer Teacher Education.	0	0	0	0	0	0
13.1322	Biology Teacher Education.	0	0	0	0	0	0
13.1323	Chemistry Teacher Education.	0	0	0	0	0	0
13.1328	History Teacher Education.	0	0	0	0	0	0
13.1329	Physics Teacher Education.	0	0	0	0	0	0
13.1401	Teaching English as a Second Language/Foreign Language.	0	0	0	0	0	0
13.XXXX	All other education program(s)	0	0	0	0	0	20
Totals:		0	0	0	3	0	30
Last year totals:		0	1	0	3	0	40

Female Degree Recipients

<u>IPEDS CIP code</u>	<u>Program area</u>	<u>Hispanic/Latino of any race</u>	<u>American Indian or Alaska Native</u>	<u>Asian</u>	<u>Black or African American</u>	<u>Native Hawaiian or Other Pacific Islander</u>	<u>White</u>
13.0101	Education, General.	0	0	0	0	0	0
13.0201	Bilingual/Bicultural Education.	0	0	0	0	0	0
13.0202	Multicultural Education	0	0	0	0	0	0
13.0301	Curriculum and Instruction.	0	0	0	0	0	0
13.0401	Education Administration and Supervision, General.	0	0	0	0	0	0
13.0408	Elementary, Middle School Administration/Principalship	0	0	0	0	0	0
13.0409	Secondary School Administration/Principalship	0	0	0	0	0	0
13.0501	Educational/Instructional Media Design.	0	0	0	0	0	0
13.1001	Special Education, General.	0	0	0	0	0	0
13.1101	Counseling Education/Student Counseling and Guidance Service.	0	0	0	0	0	0
13.1202	Elementary Teacher Education.	0	0	1	6	0	79
13.1209	Kindergarten/Preschool Education and Teaching	0	0	0	0	0	0
13.1210	Early Childhood Education and Teaching	0	0	0	0	0	0
13.1302	Art Teacher Education.	0	0	0	0	0	0
13.1305	English Teacher Education.	0	0	0	0	0	0
13.1307	Health Teacher Education.	0	0	0	0	0	0
13.1311	Mathematics Teacher Education.	0	0	0	0	0	0
13.1312	Music Teacher Education.	0	0	0	0	0	0

13.1314	Physical Education Teaching and Coaching.	0	0	0	0	0	0
13.1315	Reading Teacher Education.	0	0	0	0	0	0
13.1316	Science Teacher Education, General.	0	0	0	0	0	0
13.1318	Social Studies Teacher Education.	0	0	0	0	0	0
13.1320	Trade and Industrial Teacher Education (Vocational).	0	0	0	0	0	0
13.1321	Computer Teacher Education.	0	0	0	0	0	0
13.1322	Biology Teacher Education.	0	0	0	0	0	0
13.1323	Chemistry Teacher Education.	0	0	0	0	0	0
13.1328	History Teacher Education.	0	0	0	0	0	0
13.1329	Physics Teacher Education.	0	0	0	0	0	0
13.1401	Teaching English as a Second Language/Foreign Language.	0	0	0	0	0	0
13.XXXX	All other education program(s)	0	0	0	1	0	24
Totals:		0	0	1	7	0	103
Last year totals:		0	0	1	10	0	153

Comments (optional):

Other includes: Secondary but not Administration/Principalship and Counseling

B-3D » 2006 PEDS » CAS/Specialist Level Advanced Preparation**Number of degrees 2004-2005**

Postsecondary Completion in Education Programs (CIP 13.0000) Awards/Degrees conferred between July 1, 2004 and Jun



[Help flowchart](#)

Not applicable

B-3E » 2006 PEDS » Doctorate Level Advanced Preparation**Number of degrees 2004-2005**

Postsecondary Completion in Education Programs (CIP 13.0000) Awards/Degrees conferred between July 1, 2004 and Jun



[Help flowchart](#)

Not applicable

B-4A » 2006 PEDS » Bachelor`s Level Initial Teacher Preparation

Students who completed a professional education program at the initial teacher preparation level, but did not receive a degree



[Help flowchart](#)

Not applicable

B-4B » 2006 PEDS » Post-Bachelor`s or Master`s Level Initial Teacher Preparation Program Completers in Professional Education between July 1, 2004 and June

Students who completed a professional education program at the initial teacher preparation level, but did not receive a degree



[Help flowchart](#)

Male Completers

	Program area	Hispanic/Latino of any race	American Indian or Alaska Native	Asian	Black or African American	Native Hawaiian or Other Pacific Islander	White
Totals:		0	0	0	0	0	0
Last year totals:		0	0	0	0	0	0

Female Completers

	Program area	Hispanic/Latino of any race	American Indian or Alaska Native	Asian	Black or African American	Native Hawaiian or Other Pacific Islander	White
Totals:		0	0	0	0	0	0
Last year totals:		0	0	0	0	0	0

Comments (optional):

B-4C » 2006 PEDS » Post-Bachelor`s or Master`s Level Advanced Preparation Program Completers in Professional Education between July 1, 2004 and June

Students who completed a professional education program at the advanced teacher preparation level, but did not receive a



[Help flowchart](#)

Male Completers

	Program area	Hispanic/Latino of any race	American Indian or Alaska Native	Asian	Black or African American	Native Hawaiian or Other Pacific Islander	White
	Totals:	0	0	0	1	0	1
	Last year totals:	0	0	0	1	0	1

Female Completers

	Program area	Hispanic/Latino of any race	American Indian or Alaska Native	Asian	Black or African American	Native Hawaiian or Other Pacific Islander	White
	Totals:	0	0	0	1	0	1
	Last year totals:	0	0	0	0	0	1

Comments (optional):

B-4D » 2006 PEDS » CAS/Specialist Level Advanced Preparation**Program Completers in Professional Education between July 1, 2004 and June**

Students who completed a professional education program at the advanced teacher preparation level, but did not receive a



[Help flowchart](#)

Not applicable

B-4E » 2006 PEDS » Doctorate Level Advanced Preparation

Program Completers in Professional Education between July 1, 2004 and June

Students who completed a professional education program at the advanced teacher preparation level, but did not receive a




[Help flowchart](#)

Not applicable




B-5A » 2006 PEDS » Professional Education Faculty







Number of professional education faculty members in each category, Fall, 2005.

M » Male Faculty

Race / Ethnicity	Full-Time		Part-Time
	Current year	Prior year	Current year
Hispanic/Latino of any race 	0	0	0
American Indian or Alaska Native 	0	0	0
Asian 	0	0	0
Black or African American 	0	0	0
Native Hawaiian or Other Pacific Islander 	0	0	0
White 	9	9	3
Two or more races 	0	0	0
Nonresident alien 	0	0	0
Unknown 	0	0	0
Totals:	9	9	3

W » Female Faculty

Race / Ethnicity	Full-Time		Part-Time
	Current year	Prior year	Current year
Hispanic/Latino of any race 	1	1	0
American Indian or Alaska Native 	0	0	0
Asian 	0	0	0

Black or African American 	2	2	0
Native Hawaiian or Other Pacific Islander 	0	0	0
White 	16	16	8
Two or more races 	0	0	0
Nonresident alien 	1	1	0
Unknown 	0	0	0
Totals:	20	20	8

Comments (optional):

B-5B » 2006 PEDS » Faculty Counts and Teaching Loads

Faculty counts and teaching loads for faculty members appointed full-time in professional education, Fall, 2005.

B5B_1 » Full-time faculty in professional education

Indiana University Southeast	Full-time faculty in professional education		
	Teaching only undergraduate courses		Teaching only professional courses
	Current year	Prior year	Current year
Number of full-time faculty	19	11	7
Total number of credit hours taught	158	101	96
Total number of courses taught(count each section)	60	47	25

Comments (optional):

B-5C » 2006 PEDS » Tenure and Non-tenure Full-time Professional Education I

Tenure of full-time professional education faculty in schools, colleges or departments of education, Fall, 2005.

B5C_1 » Does this professional education unit have a tenure track system?

<input checked="" type="radio"/>	Yes
<input type="radio"/>	No

B5C_2 » Faculty

Indiana University Southeast	Number of faculty with tenure		On
	Current year	Prior year	Current year
	Professors	10	9
Associate professors	6	7	0
Assistant professors	0	0	5
Instructors	0	0	0
Lecturers	0	0	0
No academic rank	0	0	0
Totals:	16	16	5

Comments (optional):

--

B-6 » 2006 PEDS » Revenues and Expenditures

Selected fiscal revenues and expenditures (for the fiscal year that ended June 30, 2005)

B6_1 » Total amount

Total operating budget for the entire university, -2--1?	43717357
Total amount allocated to the professional education unit?	2676288

B6_2 » Revenue From

Indiana University Southeast	Institutional Total		Sc
	Current year	Prior year	
Private gifts, private grants and private contract ⓘ	1073848	\$1,070,490.00	
Endowment Income ⓘ	322304	\$1,440,594.00	
Federal funding ⓘ		\$0.00	
Totals:	\$1,396,152.00	\$2,511,084.00	

B6_3 » Expenditures

Indiana University Southeast	Institutional Total		S
	Current year	Prior year	
Instruction ⓘ	20164060	\$20,527,805.00	
Research ⓘ	40336	\$39,128.00	
Public Service ⓘ	0	\$0.00	

Academic support 	2801401	\$2,810,308.00	
Student Services 	1940388	\$1,852,873.00	
Totals:	\$24,946,185.00	\$25,230,114.00	

Comments (optional):

B-7 » 2006 PEDS » Technology Education and Distance Learning

Number of distance learning courses, total enrollment in distance learning, and number of distance learning programs offered

Not applicable