



A » 2007 PEDS » Institutional Data

Institutional Data

A_1 » Institutional Information

This information will be used in all official references to your institution

Institution Name:	Indiana University Southeast
Address 1:	4201 Grant Line Road
Address 2:	
City:	New Albany
State:	IN
Zip:	47150
Country:	USA
Institution Phone:	812 941-2000

A_2 » Chief Executive Officer of Institution

Include complete address and phone number.

CEO of Institution:	Sandra Patterson-Randles
Title:	Chancellor
Address 1:	4201 Grant Line Road
Address 2:	
City:	New Albany
State:	IN
Zip:	47150

Country:	USA
Phone:	812 941-2200
Fax:	812 941-2475

A_3 » Name of Professional Education Unit

Complete all that apply

PE Unit Name:	School of Education
PE Unit Name 2:	
PE Unit Name 3:	

A_4 » Designated Head of Professional Education Unit

Include complete address and phone number.

PE Designated Head Name:	Gloria J. Murray
Title:	Dean
Address 1:	4201 Grant Line Road
Address 2:	
City:	New Albany
State:	IN
Zip:	47150
Country:	USA
Phone:	812-941-2448
Fax:	812 941-2667
Email:	glomurra@ius.edu

A_5 » Professional Education Unit Term

If the head of the Professional Education Unit differs from the person on the last PEDS report, when did his or her term begin?

Term Began Month:	August	<input type="text"/>
Term Began Year:	- Select -	<input type="text"/>

A_6 » Degrees/Programs

Degrees or programs offered by institution/consortium P-12 education personnel (indicate all levels of degrees/programs)


<input checked="" type="checkbox"/>	Bachelor's, initial teacher preparation
<input checked="" type="checkbox"/>	Post-Bachelor's or Master's, Initial Teacher Preparation
<input type="checkbox"/>	Post-Bachelor's or Master's, Advanced Teacher Preparation
<input type="checkbox"/>	CAS or Specialist
<input type="checkbox"/>	Doctoral
<input type="checkbox"/>	Other »

A_7 » Total Student Licenses Headcount (degrees/program completers)

Indicate the total headcount of students who received licenses, endorsements or degrees (education only) from you in 2012-13. (Note: Do not double count).

Totals	323
--------	-----

A_8 » Control

<input checked="" type="radio"/>	Public
<input type="radio"/>	Private or Independent <---- (answer option used prior PEDS 2013) 
<input type="radio"/>	Private or Independent (Non for Profit)

<input type="radio"/>	Private or Independent (for Profit)
-----------------------	-------------------------------------

A_9 » Institution Type

<input type="radio"/>	A single-campus institution
<input type="radio"/>	A branch campus of a parent institution (please give name of parent institution)
<input type="radio"/>	A main campus (parent institution with one or more branch campuses and/or other campuses)
<input checked="" type="radio"/>	An administratively equal campus of an institutional system (please give the name of the system)
<input type="radio"/>	A consortium

A_10 » Units

Unit of credit awarded for completion of coursework

<input checked="" type="radio"/>	Semester Hour
<input type="radio"/>	Quarter Hour
<input type="radio"/>	Other »

A_11 » Accreditation/Affiliation

Institutional Accreditation and Affiliations

<input type="radio"/>	AABC-American Association of Bible Colleges
<input type="radio"/>	MIDDLE STATES Association of Colleges and Schools
<input type="radio"/>	NEW ENGLAND Association of Schools and Colleges
<input checked="" type="radio"/>	NORTH CENTRAL Association of Colleges and Schools
<input type="radio"/>	NORTHWEST Commission on Colleges and Universities
<input type="radio"/>	SOUTHERN Association of Colleges and Schools

<input type="radio"/>	WESTERN Association of Schools and Colleges
-----------------------	---

A_12 » Organizations

If the institution is a member of any of the following organizations, check the appropriate blank(s):

<input type="checkbox"/>	CADREI: Council of Academic Deans from Research Education Institutions
<input type="checkbox"/>	AILACTE: Association of Independent Liberal Arts Colleges for Teacher Education
<input type="checkbox"/>	NAFEO: National Association for Equal Opportunity in Higher Education
<input checked="" type="checkbox"/>	NCATE: National Council for Accreditation of Teacher Education
<input type="checkbox"/>	TECSCU: Teacher Education Council of State Colleges and Universities
<input type="checkbox"/>	HACU: Hispanic Association of Colleges and Universities
<input type="checkbox"/>	TEAC: Teacher Education Accreditation Council

A_13 » Calendar System

What is the predominant calendar system at this institution?

<input checked="" type="radio"/>	Semester
<input type="radio"/>	Quarter
<input type="radio"/>	Trimester
<input type="radio"/>	Four-one-four (4-1-4)
<input type="radio"/>	Continuous

A_14 » Contact Person

Contact person for the Professional Education Data System (i.e., the individual with responsibility for preparing this

Name:	Gloria J. Murray
Title:	Dean of Education
Institution:	Indiana University Southeast
Address 1:	4201 Grant Line Road
Address 2:	
City:	New Albany
State:	IN
Zip:	47150
Country:	USA
Phone:	812-941-2448
Fax:	812 941-2667
Email:	glomurra@ius.edu

A_15 » Carnegie Classification

Please select your Institution Carnegie Classification

<input type="radio"/>	RU/VH: Research University (very high research activity)
<input type="radio"/>	RU/H: Research University (high research activity)
<input type="radio"/>	DRU: Doctoral/Research University
<input type="radio"/>	Master's L: Masters Colleges and Universities (larger programs)
<input type="radio"/>	Master's M: Master's Colleges and Universities (medium programs)
<input type="radio"/>	Master's S: Master's Colleges and Universities (smaller programs)
<input type="radio"/>	Bac/A&S: Baccalaureate Colleges - Arts and Sciences
<input type="radio"/>	Bac/Diverse: Baccalaureate Colleges - Diverse fields
<input type="radio"/>	Bac/Assoc: Baccalaureate/Associate's Colleges
<input type="radio"/>	Associate's Colleges

<input type="radio"/>	Tribal Colleges
<input type="radio"/>	Other »

A_16 » Main Campus Geographical Setting

Based on location and main area of PK-12 influence, would you describe your institution/teacher preparation progra

<input type="radio"/>	Urban
<input type="radio"/>	Rural
<input type="radio"/>	Suburban or Town

A_17 » Graduates Geographical Setting

Based on location and main area of PK-12 influence, would you describe your institution/teacher preparation progra


<input type="radio"/>	Urban
<input type="radio"/>	Rural
<input type="radio"/>	Suburban or Town

A_18 » Minority Serving institution (MSI)

If your institution is a Minority Serving institution (MSI), which type?

Minority Serving Institutions: Institutions of higher education enrolling populations with significant percentages populations of minority students under various programs created by Congress.

<input type="radio"/>	Hispanic Serving Institution ⓘ
<input type="radio"/>	Historically Black College or University/Predominantly Black College ⓘ
<input type="radio"/>	Tribal College (Tribal College or University, American Indian/Native American serving nontribal institution, or Alaska

<input type="radio"/>	Other Minority Serving Institutions 
<input type="radio"/>	Not a Minority Serving Institution

Comments (optional):

B-1A » 2007 PEDS » Institutional Undergraduate Enrollment







Institutional total undergraduate enrollment (CIP 99.0000) by gender and race/ethnicity categories as of the institutions office

M » Male Enrollment

Race / Ethnicity	Undergrad	
	Full-Time	
	Current year	Prior year
Hispanic/Latino of any race	21	17
American Indian or Alaska Native	9	7
Asian	13	13
Black or African American	49	47
Native Hawaiian or Other Pacific Islander	0	0
White	1154	1071
Two or more races	0	0
Nonresident alien	4	8
Unknown	23	25
Totals:	1273	1188

W » Female Enrollment

Race / Ethnicity	Undergrad	
	Full-Time	
	Current year	Prior year
Hispanic/Latino of any race	30	30
American Indian or Alaska Native	8	6
Asian	24	18

Black or African American 	90	92
Native Hawaiian or Other Pacific Islander 	0	0
White 	1821	1857
Two or more races 	0	0
Nonresident alien 	10	6
Unknown 	33	54
Totals:	2016	2063

Comments (optional):

B-1B » 2007 PEDS » Institutional Graduate Enrollment







Institutional total graduate enrollment (CIP 99.0000) by gender and race/ethnicity categories as of the institutions official fall

M » Male Enrollment

Race / Ethnicity	Gradua	
	Full-Time	
	Current year	Prior year
Hispanic/Latino of any race	0	0
American Indian or Alaska Native	0	0
Asian	0	0
Black or African American	1	1
Native Hawaiian or Other Pacific Islander	0	0
White	12	7
Two or more races	0	0
Nonresident alien	2	0
Unknown	0	0
Totals:	15	8

W » Female Enrollment

Race / Ethnicity	Gradua	
	Full-Time	
	Current year	Prior year
Hispanic/Latino of any race	0	0
American Indian or Alaska Native	0	0
Asian	0	0

Black or African American 	1	2
Native Hawaiian or Other Pacific Islander 	0	0
White 	19	7
Two or more races 	0	0
Nonresident alien 	1	1
Unknown 	1	0
Totals:	22	10

Comments (optional):

B-2A » 2007 PEDS » Undergraduate Program Enrollment - Education Degrees

Undergraduate program enrollment (CIP 13.0000) by gender and race/ethnicity as of the institutions official fall reporting da



[Help flowchart](#)

M » Male Enrollment

Race / Ethnicity	Undergrad	
	Full-Time	
	Current year	Prior year
Hispanic/Latino of any race	0	0
American Indian or Alaska Native	0	0
Asian	0	0
Black or African American	0	0
Native Hawaiian or Other Pacific Islander	0	0
White	45	56
Two or more races	0	0
Nonresident alien	0	0
Unknown	1	1
Totals:	46	57

W » Female Enrollment

Race / Ethnicity	Undergrad	
	Full-Time	
	Current year	Prior year
Hispanic/Latino of any race	0	1

American Indian or Alaska Native ⓘ	0	0
Asian ⓘ	1	0
Black or African American ⓘ	3	2
Native Hawaiian or Other Pacific Islander ⓘ	0	0
White ⓘ	204	201
Two or more races ⓘ	0	0
Nonresident alien ⓘ	0	0
Unknown ⓘ	4	6
Totals:	212	210

Comments (optional):

B-2B » 2007 PEDS » Undergraduate Program Enrollment - Non-Education Deg

Undergraduate program enrollment of students that have been formally admitted in professional education programs by ger reporting date or as of October 15, 2006. See Q&A for definition



[Help flowchart](#)

M » Male Enrollment

Race / Ethnicity	Undergrad	
	<u>Full-Time</u>	
	Current year	Prior year
Hispanic/Latino of any race	0	0
American Indian or Alaska Native	0	0
Asian	0	0
Black or African American	0	0
Native Hawaiian or Other Pacific Islander	0	0
White	0	0
Two or more races	0	0
Nonresident alien	0	0
Unknown	0	0
Totals:	0	0

W » Female Enrollment

Race / Ethnicity	Undergrad	
	<u>Full-Time</u>	
	Current year	Prior year
Hispanic/Latino of any race	0	0

American Indian or Alaska Native 	0	0
Asian 	0	0
Black or African American 	0	0
Native Hawaiian or Other Pacific Islander 	0	0
White 	0	0
Two or more races 	0	0
Nonresident alien 	0	0
Unknown 	0	0
Totals:	0	0

Comments (optional):

N/A

B-2C » 2007 PEDS » Graduate Program Enrollment - Education Degrees

Graduate program enrollment (CIP 13.0000) by gender and race/ethnicity as of the institutions official fall reporting date or










[Help flowchart](#)

M » Male Enrollment

Race / Ethnicity	Gradua	
	Full-Time	
	Current year	Prior year
Hispanic/Latino of any race	0	0
American Indian or Alaska Native	0	0
Asian	0	0
Black or African American	0	1
Native Hawaiian or Other Pacific Islander	0	0
White	1	4
Two or more races	0	0
Nonresident alien	0	0
Unknown	0	0
Totals:	1	5

W » Female Enrollment

Race / Ethnicity	Gradua	
	Full-Time	
	Current year	Prior year
Hispanic/Latino of any race	0	0

American Indian or Alaska Native 	0	0
Asian 	0	0
Black or African American 	2	1
Native Hawaiian or Other Pacific Islander 	0	0
White 	5	10
Two or more races 	0	0
Nonresident alien 	0	0
Unknown 	0	1
Totals:	7	12

Comments (optional):

B-2D » 2007 PEDS » Graduate Program Enrollment - Non-Education Degrees

Graduate program enrollment of students that have been formally admitted and enrolled in professional education programs official fall reporting date or as of October 15, 2006. See Q&A for definition



[Help flowchart](#)

M » Male Enrollment

Race / Ethnicity	Gradua	
	<u>Full-Time</u>	
	Current year	Prior year
Hispanic/Latino of any race	0	0
American Indian or Alaska Native	0	0
Asian	0	0
Black or African American	0	0
Native Hawaiian or Other Pacific Islander	0	0
White	0	2
Two or more races	0	0
Nonresident alien	0	0
Unknown	0	0
Totals:	0	2

W » Female Enrollment

Race / Ethnicity	Gradua	
	<u>Full-Time</u>	
	Current year	Prior year
Hispanic/Latino of any race	0	0

American Indian or Alaska Native ⓘ	0	0
Asian ⓘ	0	0
Black or African American ⓘ	0	0
Native Hawaiian or Other Pacific Islander ⓘ	0	0
White ⓘ	5	10
Two or more races ⓘ	0	0
Nonresident alien ⓘ	0	0
Unknown ⓘ	0	0
Totals:	5	10

Comments (optional):

B-3A » 2007 PEDS » Bachelor`s Level Initial Teacher Preparation**Number of degrees 2005-2006**

Postsecondary Completion in Education Programs (CIP 13.0000) Awards/Degrees conferred between July 1, 2005 and Jun

[Help flowchart](#)

Male Degree Recipients

IPEDS CIP code	Program area	Hispanic/Latino of any race	American Indian or Alaska Native	Asian	Black or African American	Native Hawaiian or Other Pacific Islander	White
13.0101	Education, General.	0	0	0	0	0	0
13.0201	Bilingual/Bicultural Education.	0	0	0	0	0	0
13.0202	Multicultural Education	0	0	0	0	0	0
13.0301	Curriculum and Instruction.	0	0	0	0	0	0
13.0401	Education Administration and Supervision, General.	0	0	0	0	0	0
13.0408	Elementary, Middle School Administration/Principalship	0	0	0	0	0	0
13.0409	Secondary School Administration/Principalship	0	0	0	0	0	0
13.0501	Educational/Instructional Media Design.	0	0	0	0	0	0
13.1001	Special Education, General.	0	0	0	0	0	1
13.1101	Counseling Education/Student Counseling and Guidance Service.	0	0	0	0	0	0
13.1202	Elementary Teacher Education.	0	0	0	0	0	5
13.1209	Kindergarten/Preschool Education and Teaching	0	0	0	0	0	0
13.1210	Early Childhood Education and Teaching	0	0	0	0	0	0

13.1302	Art Teacher Education.	0	0	0	0	0	0
13.1305	English Teacher Education.	0	0	0	0	0	5
13.1307	Health Teacher Education.	0	0	0	0	0	0
13.1311	Mathematics Teacher Education.	0	0	0	0	0	6
13.1312	Music Teacher Education.	0	0	0	0	0	0
13.1314	Physical Education Teaching and Coaching.	0	0	0	0	0	0
13.1315	Reading Teacher Education.	0	0	0	0	0	0
13.1316	Science Teacher Education, General.	0	0	0	0	0	3
13.1318	Social Studies Teacher Education.	0	0	0	0	0	8
13.1320	Trade and Industrial Teacher Education (Vocational).	0	0	0	0	0	0
13.1321	Computer Teacher Education.	0	0	0	0	0	0
13.1322	Biology Teacher Education.	0	0	0	0	0	2
13.1323	Chemistry Teacher Education.	0	0	0	0	0	0
13.1328	History Teacher Education.	0	0	0	0	0	0
13.1329	Physics Teacher Education.	0	0	0	0	0	0
13.1401	Teaching English as a Second Language/Foreign Language.	0	0	0	0	0	0
13.XXXX	All other education program(s)	0	0	0	0	0	2
Totals:		0	0	0	0	0	32
Last year totals:		0	0	0	1	0	27

Female Degree Recipients

IPEDS CIP code	Program area	Hispanic/Latino of any race	American Indian or Alaska Native	Asian	Black or African American	Native Hawaiian or Other Pacific Islander	White
13.0101	Education, General.	0	0	0	0	0	0
13.0201	Bilingual/Bicultural Education.	0	0	0	0	0	0
13.0202	Multicultural Education	0	0	0	0	0	0
13.0301	Curriculum and Instruction.	0	0	0	0	0	0
13.0401	Education Administration and Supervision, General.	0	0	0	0	0	0
13.0408	Elementary, Middle School Administration/Principalship	0	0	0	0	0	0
13.0409	Secondary School Administration/Principalship	0	0	0	0	0	0
13.0501	Educational/Instructional Media Design.	0	0	0	0	0	0
13.1001	Special Education, General.	0	0	0	0	0	7
13.1101	Counseling Education/Student Counseling and Guidance Service.	0	0	0	0	0	0
13.1202	Elementary Teacher Education.	1	0	0	0	0	63
13.1209	Kindergarten/Preschool Education and Teaching	0	0	0	0	0	0
13.1210	Early Childhood Education and Teaching	0	0	0	0	0	0
13.1302	Art Teacher Education.	0	0	0	0	0	0
13.1305	English Teacher Education.	0	0	0	0	0	36
13.1307	Health Teacher Education.	0	0	0	0	0	0
13.1311	Mathematics Teacher Education.	0	0	0	0	0	3
13.1312	Music Teacher Education.	0	0	0	0	0	0

13.1314	Physical Education Teaching and Coaching.	0	0	0	0	0	0
13.1315	Reading Teacher Education.	0	0	0	0	0	0
13.1316	Science Teacher Education, General.	0	0	0	0	0	3
13.1318	Social Studies Teacher Education.	0	0	0	1	0	7
13.1320	Trade and Industrial Teacher Education (Vocational).	0	0	0	0	0	0
13.1321	Computer Teacher Education.	0	0	0	0	0	0
13.1322	Biology Teacher Education.	0	0	0	0	0	4
13.1323	Chemistry Teacher Education.	0	0	0	0	0	0
13.1328	History Teacher Education.	0	0	0	0	0	0
13.1329	Physics Teacher Education.	0	0	0	0	0	0
13.1401	Teaching English as a Second Language/Foreign Language.	0	0	0	0	0	0
13.XXXX	All other education program(s)	0	0	0	0	0	3
Totals:		1	0	0	1	0	126
Last year totals:		1	0	1	0	0	105

Comments (optional):

B-3B » 2007 PEDS » Post-Bachelor`s or Master`s Level Initial Teacher Preparation Number of degrees 2005-2006

Postsecondary Completion in Education Programs (CIP 13.0000) Awards/Degrees conferred between July 1, 2005 and Jun



[Help flowchart](#)

Not applicable

B-3C » 2007 PEDS » Post-Bachelor's or Master's Level Advanced Preparation Number of degrees 2005-2006

Postsecondary Completion in Education Programs (CIP 13.0000) Awards/Degrees conferred between July 1, 2005 and Jun



[Help flowchart](#)

Male Degree Recipients

IPEDS CIP code	Program area	Hispanic/Latino of any race	American Indian or Alaska Native	Asian	Black or African American	Native Hawaiian or Other Pacific Islander	White
13.0202	Multicultural Education	0	0	0	0	0	0
13.0408	Elementary, Middle School Administration/Principalship	0	0	0	0	0	0
13.0409	Secondary School Administration/Principalship	0	0	0	0	0	0
13.1001	Special Education, General.	0	0	0	0	0	0
13.1101	Counseling Education/Student Counseling and Guidance Service.	0	0	0	2	0	3
13.1202	Elementary Teacher Education.	0	0	0	0	0	8
13.1209	Kindergarten/Preschool Education and Teaching	0	0	0	0	0	0
13.1305	English Teacher Education.	0	0	0	0	0	0
13.1307	Health Teacher Education.	0	0	0	0	0	0
13.1311	Mathematics Teacher Education.	0	0	0	0	0	0
13.1312	Music Teacher Education.	0	0	0	0	0	0
13.1314	Physical Education Teaching and Coaching.	0	0	0	0	0	0
13.1315	Reading Teacher Education.	0	0	0	0	0	0

13.1316	Science Teacher Education, General.	0	0	0	0	0	0
13.1318	Social Studies Teacher Education.	0	0	0	0	0	0
13.1320	Trade and Industrial Teacher Education (Vocational).	0	0	0	0	0	0
13.1328	History Teacher Education.	0	0	0	0	0	0
13.1329	Physics Teacher Education.	0	0	0	0	0	0
13.1401	Teaching English as a Second Language/Foreign Language.	0	0	0	0	0	0
13.XXXX	All other education program(s)	0	0	0	0	0	21
Totals:		0	0	0	2	0	32
Last year totals:		0	0	0	3	0	30

Female Degree Recipients

IPEDS CIP code	Program area	Hispanic/Latino of any race	American Indian or Alaska Native	Asian	Black or African American	Native Hawaiian or Other Pacific Islander	White
13.0202	Multicultural Education	0	0	0	0	0	0
13.0408	Elementary, Middle School Administration/Principalship	0	0	0	0	0	0
13.0409	Secondary School Administration/Principalship	0	0	0	0	0	0
13.1001	Special Education, General.	0	0	0	0	0	0
13.1101	Counseling Education/Student Counseling and Guidance Service.	0	0	0	1	0	13
13.1202	Elementary Teacher Education.	0	0	1	7	0	94

13.1209	Kindergarten/Preschool Education and Teaching	0	0	0	0	0	0
13.1305	English Teacher Education.	0	0	0	0	0	0
13.1307	Health Teacher Education.	0	0	0	0	0	0
13.1311	Mathematics Teacher Education.	0	0	0	0	0	0
13.1312	Music Teacher Education.	0	0	0	0	0	0
13.1314	Physical Education Teaching and Coaching.	0	0	0	0	0	0
13.1315	Reading Teacher Education.	0	0	0	0	0	0
13.1316	Science Teacher Education, General.	0	0	0	0	0	0
13.1318	Social Studies Teacher Education.	0	0	0	0	0	0
13.1320	Trade and Industrial Teacher Education (Vocational).	0	0	0	0	0	0
13.1328	History Teacher Education.	0	0	0	0	0	0
13.1329	Physics Teacher Education.	0	0	0	0	0	0
13.1401	Teaching English as a Second Language/Foreign Language.	0	0	0	0	0	0
13.XXXX	All other education program(s)	0	0	0	0	0	23
Totals:		0	0	1	8	0	130
Last year totals:		0	0	1	7	0	103

Comments (optional):

B-3D » 2007 PEDS » CAS/Specialist Level Advanced Preparation**Number of degrees 2005-2006**

Postsecondary Completion in Education Programs (CIP 13.0000) Awards/Degrees conferred between July 1, 2005 and Jun



[Help flowchart](#)

Not applicable

B-3E » 2007 PEDS » Doctorate Level Advanced Preparation

Number of degrees 2005-2006

Postsecondary Completion in Education Programs (CIP 13.0000) Awards/Degrees conferred between July 1, 2005 and Jun



[Help flowchart](#)

Not applicable

B-4A » 2007 PEDS » Bachelor`s Level Initial Teacher Preparation

Students who completed a professional education program at the initial teacher preparation level, but did not receive a degree



[Help flowchart](#)

Not applicable

B-4B » 2007 PEDS » Post-Bachelor`s or Master`s Level Initial Teacher Preparation Program Completers in Professional Education between July 1, 2005 and June

Students who completed a professional education program at the initial teacher preparation level, but did not receive a degree



[Help flowchart](#)

Male Completers

	Program area	Hispanic/Latino of any race	American Indian or Alaska Native	Asian	Black or African American	Native Hawaiian or Other Pacific Islander	White
	Special Education, General.	0	0	0	0	0	0
	Elementary Teacher Education.	0	0	0	0	0	2
	English Teacher Education.	0	0	0	0	0	1
	Mathematics Teacher Education.	0	0	0	0	0	0
	Science Teacher Education, General.	0	0	0	0	0	0
	Social Studies Teacher Education.	0	0	0	0	0	1
	Biology Teacher Education.	0	0	0	0	0	0
	Chemistry Teacher Education.	0	0	0	0	0	0
	History Teacher Education.	0	0	0	0	0	0
	Physics Teacher Education.	0	0	0	0	0	0
	All other education program(s)	0	0	0	0	0	0
	Totals:	0	0	0	0	0	4
	Last year totals:	0	0	0	0	0	4

Female Completers

	Program area	Hispanic/Latino of any race	American Indian or Alaska Native	Asian	Black or African American	Native Hawaiian or Other Pacific Islander	White
	Special Education, General.	0	0	0	0	0	0
	Elementary Teacher Education.	0	0	0	0	0	9
	English Teacher Education.	0	0	0	0	0	1
	Mathematics Teacher Education.	0	0	0	0	0	0
	Science Teacher Education, General.	0	0	0	0	0	0
	Social Studies Teacher Education.	0	0	0	0	0	1
	Biology Teacher Education.	0	0	0	0	0	0
	Chemistry Teacher Education.	0	0	0	0	0	0
	History Teacher Education.	0	0	0	0	0	0
	Physics Teacher Education.	0	0	0	0	0	0
	All other education program(s)	0	0	0	0	0	0
	Totals:	0	0	0	0	0	11
	Last year totals:	0	0	0	0	0	7

Comments (optional):

B-4C » 2007 PEDS » Post-Bachelor`s or Master`s Level Advanced Preparation Program Completers in Professional Education between July 1, 2005 and June

Students who completed a professional education program at the advanced teacher preparation level, but did not receive a



[Help flowchart](#)

- Our system shows that some value(s) for 2007 is much higher/lower than value(s) in the 2006 PEDS.
- Please check these values in the column with the warning sign.
- If all values are correct, just ignore this message.

Male Completers

	Program area	Hispanic/Latino of any race	American Indian or Alaska Native	Asian	Black or African American	Native Hawaiian or Other Pacific Islander	White
	Education, General.	0	0	0	0	0	0
	Bilingual/Bicultural Education.	0	0	0	0	0	0
	Multicultural Education	0	0	0	0	0	0
	Curriculum and Instruction.	0	0	0	0	0	0
	Education Administration and Supervision, General.	0	0	0	1	0	23
	Elementary, Middle School Administration/Principalship	0	0	0	0	0	0
	Secondary School Administration/Principalship	0	0	0	0	0	0
	Educational/Instructional Media Design.	0	0	0	0	0	0
	Special Education, General.	0	0	0	0	0	1
	Counseling Education/Student Counseling and Guidance Service.	0	0	0	0	0	0
	Elementary Teacher Education.	0	0	0	0	0	0

Kindergarten/Preschool Education and Teaching	0	0	0	0	0	0
Early Childhood Education and Teaching	0	0	0	0	0	0
Art Teacher Education.	0	0	0	0	0	0
English Teacher Education.	0	0	0	0	0	0
Health Teacher Education.	0	0	0	0	0	0
Mathematics Teacher Education.	0	0	0	0	0	0
Music Teacher Education.	0	0	0	0	0	0
Physical Education Teaching and Coaching.	0	0	0	0	0	0
Reading Teacher Education.	0	0	0	0	0	1
Science Teacher Education, General.	0	0	0	0	0	0
Social Studies Teacher Education.	0	0	0	0	0	0
Trade and Industrial Teacher Education (Vocational).	0	0	0	0	0	1
Computer Teacher Education.	0	0	0	0	0	1
Biology Teacher Education.	0	0	0	0	0	0
Chemistry Teacher Education.	0	0	0	0	0	0
History Teacher Education.	0	0	0	0	0	0
Physics Teacher Education.	0	0	0	0	0	0
Teaching English as a Second Language/Foreign Language.	0	0	0	0	0	0
All other education program(s)	0	0	0	0	0	0
Totals:	0	0	0	1	0	27
Last year totals:	0	0	0	1	0	16

Female Completers

	Program area	<u>Hispanic/Latino of any race</u>	<u>American Indian or Alaska Native</u>	<u>Asian</u>	<u>Black or African American</u>	<u>Native Hawaiian or Other Pacific Islander</u>	<u>White</u>
	Education, General.	0	0	0	0	0	0
	Bilingual/Bicultural Education.	0	0	0	0	0	0
	Multicultural Education	0	0	0	0	0	0
	Curriculum and Instruction.	0	0	0	0	0	0
	Education Administration and Supervision, General.	0	0	0	2	0	25
	Elementary, Middle School Administration/Principalship	0	0	0	0	0	0
	Secondary School Administration/Principalship	0	0	0	0	0	0
	Educational/Instructional Media Design.	0	0	0	0	0	0
	Special Education, General.	0	0	0	1	0	2
	Counseling Education/Student Counseling and Guidance Service.	0	0	0	0	0	0
	Elementary Teacher Education.	0	0	0	0	0	0
	Kindergarten/Preschool Education and Teaching	0	0	0	0	0	35
	Early Childhood Education and Teaching	0	0	0	0	0	0
	Art Teacher Education.	0	0	0	0	0	0
	English Teacher Education.	0	0	0	0	0	0
	Health Teacher Education.	0	0	0	0	0	0
	Mathematics Teacher Education.	0	0	0	0	0	0
	Music Teacher Education.	0	0	0	0	0	0

Physical Education Teaching and Coaching.	0	0	0	0	0	0
Reading Teacher Education.	0	0	0	0	0	7
Science Teacher Education, General.	0	0	0	0	0	0
Social Studies Teacher Education.	0	0	0	0	0	0
Trade and Industrial Teacher Education (Vocational).	0	0	0	0	0	2
Computer Teacher Education.	0	0	0	0	0	1
Biology Teacher Education.	0	0	0	0	0	0
Chemistry Teacher Education.	0	0	0	0	0	0
History Teacher Education.	0	0	0	0	0	0
Physics Teacher Education.	0	0	0	0	0	0
Teaching English as a Second Language/Foreign Language.	0	0	0	0	0	0
All other education program(s)	0	0	0	0	0	0
Totals:	0	0	0	3	0	72
Last year totals:	0	0	0	1	0	8

Comments (optional):

B-4D » 2007 PEDS » CAS/Specialist Level Advanced Preparation**Program Completers in Professional Education between July 1, 2005 and June**

Students who completed a professional education program at the advanced teacher preparation level, but did not receive a



[Help flowchart](#)

Not applicable

B-4E » 2007 PEDS » Doctorate Level Advanced Preparation

Program Completers in Professional Education between July 1, 2005 and June

Students who completed a professional education program at the advanced teacher preparation level, but did not receive a











[Help flowchart](#)

Not applicable




B-5A » 2007 PEDS » Professional Education Faculty







Number of professional education faculty members in each category, Fall, 2006.

M » Male Faculty

Race / Ethnicity	Full-Time		Part-Time
	Current year	Prior year	Current year
Hispanic/Latino of any race 	0	0	0
American Indian or Alaska Native 	0	0	0
Asian 	0	0	0
Black or African American 	0	0	0
Native Hawaiian or Other Pacific Islander 	0	0	0
White 	8	9	0
Two or more races 	0	0	0
Nonresident alien 	0	0	0
Unknown 	0	0	0
Totals:	8	9	0

W » Female Faculty

Race / Ethnicity	Full-Time		Part-Time
	Current year	Prior year	Current year
Hispanic/Latino of any race 	1	1	0
American Indian or Alaska Native 	0	0	0
Asian 	0	0	0

Black or African American 	2	2	0
Native Hawaiian or Other Pacific Islander 	0	0	0
White 	16	16	0
Two or more races 	0	0	0
Nonresident alien 	2	1	0
Unknown 	0	0	0
Totals:	21	20	0

Comments (optional):

B-5B » 2007 PEDS » Faculty Counts and Teaching Loads

Faculty counts and teaching loads for faculty members appointed full-time in professional education, Fall, 2006.

B5B_1 » Full-time faculty in professional education

Indiana University Southeast	Full-time faculty in professional education		
	Teaching only undergraduate courses		Teaching only graduate courses
	Current year	Prior year	Current year
Number of full-time faculty	8	19	8
Total number of credit hours taught	60	158	66
Total number of courses taught(count each section)	37	60	22

Comments (optional):

Full-time faculty: 1 position not filled (elem), 1 sabbatical (grad), 1 family leave (elem)

B-5C » 2007 PEDS » Tenure and Non-tenure Full-time Professional Education I

Tenure of full-time professional education faculty in schools, colleges or departments of education, Fall, 2006.

B5C_1 » Does this professional education unit have a tenure track system?

<input checked="" type="radio"/>	Yes
<input type="radio"/>	No

B5C_2 » Faculty

Indiana University Southeast	Number of faculty with tenure		On
	Current year	Prior year	Current ye
	Professors	7	10
Associate professors	7	6	0
Assistant professors	0	0	6
Instructors	0	0	0
Lecturers	0	0	0
No academic rank	0	0	0
Totals:	14	16	6

Comments (optional):

--

B-6 » 2007 PEDS » Revenues and Expenditures

Selected fiscal revenues and expenditures (for the fiscal year that ended June 30, 2006)

B6_1 » Total amount

Total operating budget for the entire university, -2--1?	45529482
Total amount allocated to the professional education unit?	2834257

B6_2 » Revenue From

Indiana University Southeast	Institutional Total		Sc
	Current year	Prior year	
Private gifts, private grants and private contract ⓘ	770725	\$1,073,848.00	
Endowment Income ⓘ	958461	\$322,304.00	
Federal funding ⓘ		\$0.00	
Totals:	\$1,729,186.00	\$1,396,152.00	

B6_3 » Expenditures

Indiana University Southeast	Institutional Total		S
	Current year	Prior year	
Instruction ⓘ	20953867	\$20,164,060.00	
Research ⓘ	40824	\$40,336.00	
Public Service ⓘ	0	\$0.00	

Academic support 	3184571	\$2,801,401.00	
Student Services 	1987261	\$1,940,388.00	
Totals:	\$26,166,523.00	\$24,946,185.00	

Comments (optional):

B-7 » 2007 PEDS » Technology Education and Distance Learning

Number of distance learning courses, total enrollment in distance learning, and number of distance learning programs offered

B7_1 » Which of the following best describes the use of technology by teacher candidates

<input checked="" type="radio"/>	In order to complete the teacher education program, teacher candidates must demonstrate that they can deliver instruction using technology.
<input type="radio"/>	Teacher candidates use various technologies as course requirements.
<input type="radio"/>	There are no specific technology requirements for students in the education program.
<input type="radio"/>	Other »

B7_2 » Which of the following best describes the technology used by education faculty

Skip to B7_3 — This question was used prior PEDS 2013

<input checked="" type="radio"/>	All education faculty members at our institution are required to incorporate various technologies into their courses.
<input type="radio"/>	Most faculty members at our institution incorporate various technologies into their courses.
<input type="radio"/>	Some faculty members at our institution incorporate various technologies into their courses.
<input type="radio"/>	Other »

B7_3 » How closely does your school, college, or department of education (SCDE) prepare teachers in technology use for instruction?

<input type="radio"/>	Our institution has a formal arrangement with one or more K-12 schools to provide technology-related professional development to teachers.
<input checked="" type="radio"/>	Our institution provides occasional technology-related training to teachers in one or more K-12 schools, but it is not a formal program.
<input type="radio"/>	Our institution does not provide technology-related training to teachers in the K-12 schools.



B7_4 » Did your SCDE offer any college-level, credit-granting courses by means of c academic year?

*Distance education refers to courses delivered to off-campus locations via live or prerecorded video, or computer t

- Courses conducted exclusively on campus
- Courses conducted by written correspondence
- Courses for which the instructor travels to an off-campus site to deliver instruction in person.

<input type="radio"/>	Yes - if so, please complete table below
<input checked="" type="radio"/>	No

B7_5 » Please report the following SCDE data for your undergraduate and graduate the 12-month -2--1 academic year.

Indiana University Southeast	Undergraduate	
	Current year	Prior year
	Number of online/distance learning courses 	0
Total enrollments in online/distance learning courses 	0	0
Number of distance learning programs offered	0	0
Percent of your teacher preparation programs that are offered completely as online/distance programs	0	0

B7_6 » What types of technology and technology tools does your program(s) make a

Choose all that apply

<input type="checkbox"/>	Computer labs with internet access
<input type="checkbox"/>	Laptops and/ or tablets (ie., iPad, Kindle, Galaxy, etc)
<input type="checkbox"/>	Interactive SMART Boards
<input type="checkbox"/>	Access to video cameras, video recording equipment
<input type="checkbox"/>	Access to online research databases

<input type="checkbox"/>	Electronic learning management system (ie., Blackboard, Canvas, etc)
<input type="checkbox"/>	Assessment management system (LiveText, Taskstream, etc)
<input type="checkbox"/>	Virtual reality/computer games/simulation programs
<input type="checkbox"/>	Other »

B7_7 » Which of the following describe the use of technology by faculty in your program?

Choose all that apply

<input type="checkbox"/>	Instructional technology used to deliver course content
<input type="checkbox"/>	Technology used to facilitate online learning and/ or support virtual learning environments
<input type="checkbox"/>	Interactive web 2.0 tools used
<input type="checkbox"/>	Technology used to deliver and collect assessment data on candidate performance
<input type="checkbox"/>	Technology used to support accessibility to candidates
<input type="checkbox"/>	Faculty model how candidates may use instructional technology in PK-12 classrooms
<input type="checkbox"/>	Other »

B7_8 » What types of technology and technology tools does your program(s) make available to candidates?

Choose all that apply

<input type="checkbox"/>	Computer labs with internet access
<input type="checkbox"/>	Laptops and/ or tablets (ie., iPad, Kindle, Galaxy, etc)
<input type="checkbox"/>	Interactive SMART Boards
<input type="checkbox"/>	Access to video cameras, video recording equipment
<input type="checkbox"/>	Access to online research databases
<input type="checkbox"/>	Electronic learning management system (ie., Blackboard, Canvas, etc)

<input type="checkbox"/>	Assessment management system (LiveText, Taskstream, etc)
<input type="checkbox"/>	Virtual reality/computer games/simulation programs
<input type="checkbox"/>	Other »

Comments (optional):
