



## A » 2008 PEDS » Institutional Data

---

Institutional Data

### A\_1 » Institutional Information

This information will be used in all official references to your institution

Institution Name:	<b>Indiana University Southeast</b>
Address 1:	<b>4201 Grant Line Road</b>
Address 2:	
City:	<b>New Albany</b>
State:	<b>IN</b>
Zip:	<b>47150</b>
Country:	<b>USA</b>
Institution Phone:	<b>812 941-2000</b>

---

### A\_2 » Chief Executive Officer of Institution

Include complete address and phone number.

CEO of Institution:	<b>Sandra Patterson-Randles</b>
Title:	<b>Chancellor</b>
Address 1:	<b>4201 Grant Line Road</b>
Address 2:	
City:	<b>New Albany</b>
State:	<b>IN</b>
Zip:	<b>47150</b>

Country:	<b>USA</b>
Phone:	<b>812 941-2200</b>
Fax:	<b>812 941-2475</b>

### A\_3 » Name of Professional Education Unit

Complete all that apply

PE Unit Name:	<b>School of Education</b>
PE Unit Name 2:	
PE Unit Name 3:	

### A\_4 » Designated Head of Professional Education Unit

Include complete address and phone number.

PE Designated Head Name:	<b>Gloria J. Murray</b>
Title:	<b>Dean</b>
Address 1:	<b>4201 Grant Line Road</b>
Address 2:	
City:	<b>New Albany</b>
State:	<b>IN</b>
Zip:	<b>47150</b>
Country:	<b>USA</b>
Phone:	<b>812-941-2448</b>
Fax:	<b>812 941-2667</b>
Email:	<b>glomurra@ius.edu</b>

### A\_5 » Professional Education Unit Term

If the head of the Professional Education Unit differs from the person on the last PEDS report, when did his or her term

Term Began Month:	- Select -	<input type="text"/>
Term Began Year:	- Select -	<input type="text"/>

### A\_6 » Degrees/Programs

Degrees or programs offered by institution/consortium P-12 education personnel (indicate all levels of degrees/program


<input checked="" type="checkbox"/>	Bachelor's, initial teacher preparation
<input checked="" type="checkbox"/>	Post-Bachelor's or Master's, Initial Teacher Preparation
<input type="checkbox"/>	Post-Bachelor's or Master's, Advanced Teacher Preparation
<input type="checkbox"/>	CAS or Specialist
<input type="checkbox"/>	Doctoral
<input type="checkbox"/>	Other »

### A\_7 » Total Student Licenses Headcount (degrees/program completers)

Indicate the total headcount of students who received licenses, endorsements or degrees (education only) from you 31, -1 (Note: Do not double count).

Totals	<b>470</b>
--------	------------

### A\_8 » Control

<input checked="" type="radio"/>	Public
<input type="radio"/>	Private or Independent <---- (answer option used prior PEDS 2013) 
<input type="radio"/>	Private or Independent (Non for Profit)

<input type="radio"/>	Private or Independent (for Profit)
-----------------------	-------------------------------------

### A\_9 » Institution Type

<input type="radio"/>	A single-campus institution
<input type="radio"/>	A branch campus of a parent institution (please give name of parent institution)
<input type="radio"/>	A main campus (parent institution with one or more branch campuses and/or other campuses)
<input checked="" type="radio"/>	An administratively equal campus of an institutional system (please give the name of the system)
<input type="radio"/>	A consortium

### A\_10 » Units

Unit of credit awarded for completion of coursework

<input checked="" type="radio"/>	Semester Hour
<input type="radio"/>	Quarter Hour
<input type="radio"/>	Other »

### A\_11 » Accreditation/Affiliation

Institutional Accreditation and Affiliations

<input type="radio"/>	AABC-American Association of Bible Colleges
<input type="radio"/>	MIDDLE STATES Association of Colleges and Schools
<input type="radio"/>	NEW ENGLAND Association of Schools and Colleges
<input checked="" type="radio"/>	NORTH CENTRAL Association of Colleges and Schools
<input type="radio"/>	NORTHWEST Commission on Colleges and Universities
<input type="radio"/>	SOUTHERN Association of Colleges and Schools

<input type="radio"/>	WESTERN Association of Schools and Colleges
-----------------------	---

## A\_12 » Organizations

If the institution is a member of any of the following organizations, check the appropriate blank(s):

<input type="checkbox"/>	CADREI: Council of Academic Deans from Research Education Institutions
<input type="checkbox"/>	AILACTE: Association of Independent Liberal Arts Colleges for Teacher Education
<input type="checkbox"/>	NAFEO: National Association for Equal Opportunity in Higher Education
<input checked="" type="checkbox"/>	NCATE: National Council for Accreditation of Teacher Education
<input type="checkbox"/>	TECSCU: Teacher Education Council of State Colleges and Universities
<input type="checkbox"/>	HACU: Hispanic Association of Colleges and Universities
<input type="checkbox"/>	TEAC: Teacher Education Accreditation Council

## A\_13 » Calendar System

What is the predominant calendar system at this institution?

<input checked="" type="radio"/>	Semester
<input type="radio"/>	Quarter
<input type="radio"/>	Trimester
<input type="radio"/>	Four-one-four (4-1-4)
<input type="radio"/>	Continuous

## A\_14 » Contact Person

Contact person for the Professional Education Data System (i.e., the individual with responsibility for preparing this

Name:	<b>Gloria J. Murray</b>
Title:	<b>Dean of Education</b>
Institution:	<b>Indiana University Southeast</b>
Address 1:	<b>4201 Grant Line Road</b>
Address 2:	
City:	<b>New Albany</b>
State:	<b>IN</b>
Zip:	<b>47150</b>
Country:	<b>USA</b>
Phone:	<b>812-941-2448</b>
Fax:	<b>812 941-2667</b>
Email:	<b>glomurra@ius.edu</b>

## A\_15 » Carnegie Classification

Please select your Institution Carnegie Classification

<input type="radio"/>	RU/VH: Research University (very high research activity)
<input type="radio"/>	RU/H: Research University (high research activity)
<input type="radio"/>	DRU: Doctoral/Research University
<input type="radio"/>	Master's L: Masters Colleges and Universities (larger programs)
<input type="radio"/>	Master's M: Master's Colleges and Universities (medium programs)
<input type="radio"/>	Master's S: Master's Colleges and Universities (smaller programs)
<input type="radio"/>	Bac/A&S: Baccalaureate Colleges - Arts and Sciences
<input type="radio"/>	Bac/Diverse: Baccalaureate Colleges - Diverse fields
<input type="radio"/>	Bac/Assoc: Baccalaureate/Associate's Colleges
<input type="radio"/>	Associate's Colleges

<input type="radio"/>	Tribal Colleges
<input type="radio"/>	Other »

### A\_16 » Main Campus Geographical Setting

Based on location and main area of PK-12 influence, would you describe your institution/teacher preparation progra

<input type="radio"/>	Urban
<input type="radio"/>	Rural
<input type="radio"/>	Suburban or Town

### A\_17 » Graduates Geographical Setting

Based on location and main area of PK-12 influence, would you describe your institution/teacher preparation progra


<input type="radio"/>	Urban
<input type="radio"/>	Rural
<input type="radio"/>	Suburban or Town

### A\_18 » Minority Serving institution (MSI)

If your institution is a Minority Serving institution (MSI), which type?

**Minority Serving Institutions:** Institutions of higher education enrolling populations with significant percentages populations of minority students under various programs created by Congress.

<input type="radio"/>	<a href="#">Hispanic Serving Institution</a> ⓘ
<input type="radio"/>	<a href="#">Historically Black College or University/Predominantly Black College</a> ⓘ
<input type="radio"/>	<a href="#">Tribal College (Tribal College or University, American Indian/Native American serving nontribal institution, or Alaska</a>

<input type="radio"/>	Other Minority Serving Institutions 
<input type="radio"/>	Not a Minority Serving Institution

**Comments (optional):**



## B-1A » 2008 PEDS » Institutional Undergraduate Enrollment







Institutional total undergraduate enrollment (CIP 99.0000) by gender and race/ethnicity categories as of the institution's office

### M » Male Enrollment

Race / Ethnicity	Undergrad	
	Full-Time	
	Current year	Prior year
<a href="#">Hispanic/Latino of any race</a>	21	21
<a href="#">American Indian or Alaska Native</a>	9	9
<a href="#">Asian</a>	13	13
<a href="#">Black or African American</a>	48	49
<a href="#">Native Hawaiian or Other Pacific Islander</a>	0	0
<a href="#">White</a>	1160	1154
<a href="#">Two or more races</a>	0	0
<a href="#">Nonresident alien</a>	4	4
<a href="#">Unknown</a>	24	23
<b>Totals:</b>	<b>1279</b>	<b>1273</b>

### W » Female Enrollment

Race / Ethnicity	Undergrad	
	Full-Time	
	Current year	Prior year
<a href="#">Hispanic/Latino of any race</a>	30	30
<a href="#">American Indian or Alaska Native</a>	8	8
<a href="#">Asian</a>	24	24

Black or African American 	90	90
Native Hawaiian or Other Pacific Islander 	0	0
White 	1828	1821
Two or more races 	0	0
Nonresident alien 	10	10
Unknown 	34	33
<b>Totals:</b>	<b>2024</b>	<b>2016</b>

**Comments (optional):**

---

## B-1B » 2008 PEDS » Institutional Graduate Enrollment







Institutional total graduate enrollment (CIP 99.0000) by gender and race/ethnicity categories as of the institutions official fall

### M » Male Enrollment

Race / Ethnicity	Gradua	
	Full-Time	
	Current year	Prior year
<a href="#">Hispanic/Latino of any race</a>	0	0
<a href="#">American Indian or Alaska Native</a>	0	0
<a href="#">Asian</a>	0	0
<a href="#">Black or African American</a>	1	1
<a href="#">Native Hawaiian or Other Pacific Islander</a>	0	0
<a href="#">White</a>	9	12
<a href="#">Two or more races</a>	0	0
<a href="#">Nonresident alien</a>	2	2
<a href="#">Unknown</a>	0	0
<b>Totals:</b>	<b>12</b>	<b>15</b>

### W » Female Enrollment

Race / Ethnicity	Gradua	
	Full-Time	
	Current year	Prior year
<a href="#">Hispanic/Latino of any race</a>	0	0
<a href="#">American Indian or Alaska Native</a>	0	0
<a href="#">Asian</a>	0	0

Black or African American 	1	1
Native Hawaiian or Other Pacific Islander 	0	0
White 	18	19
Two or more races 	0	0
Nonresident alien 	2	1
Unknown 	1	1
<b>Totals:</b>	<b>22</b>	<b>22</b>

**Comments (optional):**

## B-2A » 2008 PEDS » Undergraduate Program Enrollment - Education Degrees

Undergraduate program enrollment (CIP 13.0000 ) by gender and race/ethnicity as of the institutions official fall reporting date for definition



[Help flowchart](#)

### M » Male Enrollment

Race / Ethnicity	Undergraduate	
	Full-Time	
	Current year	Prior year
Hispanic/Latino of any race	0	0
American Indian or Alaska Native	0	0
Asian	0	0
Black or African American	0	0
Native Hawaiian or Other Pacific Islander	0	0
White	52	45
Two or more races	0	0
Nonresident alien	0	0
Unknown	1	1
<b>Totals:</b>	<b>53</b>	<b>46</b>

### W » Female Enrollment

Race / Ethnicity	Undergraduate	
	Full-Time	
	Current year	Prior year
Hispanic/Latino of any race	1	0

American Indian or Alaska Native ⓘ	0	0
Asian ⓘ	1	1
Black or African American ⓘ	3	3
Native Hawaiian or Other Pacific Islander ⓘ	0	0
White ⓘ	220	204
Two or more races ⓘ	0	0
Nonresident alien ⓘ	0	0
Unknown ⓘ	5	4
<b>Totals:</b>	<b>230</b>	<b>212</b>

**Comments (optional):**

---

## B-2B » 2008 PEDS » Undergraduate Program Enrollment - Non-Education Deg

---

Undergraduate program enrollment of students who have been formally admitted in professional education programs by general reporting date or as of October 15, 2007. See Q&A and flowchart for definition



[Help flowchart](#)

**Not applicable**

## B-2C » 2008 PEDS » Graduate Program Enrollment - Education Degrees

Graduate program enrollment (CIP 13.0000 ) by gender and race/ethnicity as of the institutions official fall reporting date or definition



[Help flowchart](#)

### M » Male Enrollment

Race / Ethnicity	Gradua	
	<u>Full-Time</u>	
	Current year	Prior year
<a href="#">Hispanic/Latino of any race</a>	0	0
<a href="#">American Indian or Alaska Native</a>	0	0
<a href="#">Asian</a>	0	0
<a href="#">Black or African American</a>	0	0
<a href="#">Native Hawaiian or Other Pacific Islander</a>	0	0
<a href="#">White</a>	1	1
<a href="#">Two or more races</a>	0	0
<a href="#">Nonresident alien</a>	0	0
<a href="#">Unknown</a>	0	0
<b>Totals:</b>	<b>1</b>	<b>1</b>

### W » Female Enrollment

Race / Ethnicity	Gradua	
	<u>Full-Time</u>	
	Current year	Prior year
<a href="#">Hispanic/Latino of any race</a>	0	0



American Indian or Alaska Native ⓘ	0	0
Asian ⓘ	0	0
Black or African American ⓘ	2	2
Native Hawaiian or Other Pacific Islander ⓘ	0	0
White ⓘ	8	5
Two or more races ⓘ	0	0
Nonresident alien ⓘ	0	0
Unknown ⓘ	0	0
<b>Totals:</b>	<b>10</b>	<b>7</b>

**Comments (optional):**

---

## B-2D » 2008 PEDS » Graduate Program Enrollment - Non-Education Degrees

---

Graduate program enrollment of students that have been formally admitted and enrolled in professional education programs official fall reporting date or as of October 15, 2007. See Q&A and flowchart for definition



[Help flowchart](#)

**Not applicable**

## B-3A » 2008 PEDS » Bachelor's-Level Initial Teacher Preparation Number of De

Postsecondary completion in education programs (CIP 13.0000) awards/degrees conferred between July 1, 2006 and June



[Help flowchart](#)

- Our system shows that some value(s) for 2008 is much higher/lower than value(s) in the 2007 PEDS.
- Please check these values in the column with the warning sign.
- If all values are correct, just ignore this message.

### Male Degree Recipients

<a href="#">IPEDS CIP code</a>	Program area	<a href="#">Hispanic/Latino of any race</a>	<a href="#">American Indian or Alaska Native</a>	<a href="#">Asian</a>	<a href="#">Black or African American</a>	<a href="#">Native Hawaiian or Other Pacific Islander</a>	<a href="#">White</a>
<a href="#">13.1001</a>	Special Education, General.	0	0	0	0	0	2
<a href="#">13.1202</a>	Elementary Teacher Education.	0	0	0	0	0	6
<a href="#">13.1305</a>	English Teacher Education.	0	0	0	0	0	3
<a href="#">13.1311</a>	Mathematics Teacher Education.	0	0	0	0	0	2
<a href="#">13.1318</a>	Social Studies Teacher Education.	0	0	0	0	0	3
<a href="#">13.1322</a>	Biology Teacher Education.	0	0	0	0	0	2
<a href="#">13.1323</a>	Chemistry Teacher Education.	0	0	0	0	0	0
<a href="#">13.1328</a>	History Teacher Education.	0	0	0	0	0	0
<a href="#">13.1329</a>	Physics Teacher Education.	0	0	0	0	0	0
<a href="#">13.XXXX</a>	All other education program(s)	0	0	0	0	0	4
<b>Totals:</b>		<b>0</b>	<b>0</b>	<b>0</b>	<b>0</b>	<b>0</b>	<b>22</b>

<b>Last year totals:</b>	<b>0</b>	<b>0</b>	<b>0</b>	<b>0</b>	<b>0</b>	<b>32</b>
--------------------------	----------	----------	----------	----------	----------	-----------

### Female Degree Recipients

<u>IPEDS CIP code</u>	<b>Program area</b>	<u>Hispanic/Latino of any race</u>	<u>American Indian or Alaska Native</u>	<u>Asian</u>	<u>Black or African American</u>	<u>Native Hawaiian or Other Pacific Islander</u>	<u>White</u>
<a href="#"><u>13.1001</u></a>	Special Education, General.	0	0	0	0	0	6
<a href="#"><u>13.1202</u></a>	Elementary Teacher Education.	0	0	0	1	0	44
<a href="#"><u>13.1305</u></a>	English Teacher Education.	0	0	0	0	0	11
<a href="#"><u>13.1311</u></a>	Mathematics Teacher Education.	0	0	0	0	0	7
<a href="#"><u>13.1318</u></a>	Social Studies Teacher Education.	0	0	0	0	0	7
<a href="#"><u>13.1322</u></a>	Biology Teacher Education.	0	0	0	0	0	4
<a href="#"><u>13.1323</u></a>	Chemistry Teacher Education.	0	0	0	0	0	0
<a href="#"><u>13.1328</u></a>	History Teacher Education.	0	0	0	0	0	0
<a href="#"><u>13.1329</u></a>	Physics Teacher Education.	0	0	0	0	0	0
<a href="#"><u>13.XXXX</u></a>	All other education program(s)	0	0	0	0	0	5
<b>Totals:</b>		<b>0</b>	<b>0</b>	<b>0</b>	<b>1</b>	<b>0</b>	<b>84</b>
<b>Last year totals:</b>		<b>1</b>	<b>0</b>	<b>0</b>	<b>1</b>	<b>0</b>	<b>126</b>

**Comments (optional):**

---

## **B-3B » 2008 PEDS » Post-Bachelor's or Master's-Level Initial Teacher Preparat Number of Degrees 2006-2007**

---

Postsecondary completion in education programs (CIP 13.0000) awards/degrees conferred between July 1, 2006 and June



[Help flowchart](#)

**Not applicable**

## B-3C » 2008 PEDS » Post-Bachelor's or Master's-Level Advanced Preparation

### Number of Degrees 2006-2007

Postsecondary completion in education programs (CIP 13.0000) awards/degrees conferred between July 1, 2006 and June



[Help flowchart](#)

### Male Degree Recipients

<a href="#">IPEDS CIP code</a>	Program area	<a href="#">Hispanic/Latino of any race</a>	<a href="#">American Indian or Alaska Native</a>	<a href="#">Asian</a>	<a href="#">Black or African American</a>	<a href="#">Native Hawaiian or Other Pacific Islander</a>	<a href="#">White</a>
<a href="#">13.1101</a>	Counseling Education/Student Counseling and Guidance Service.	0	0	0	0	0	3
<a href="#">13.1202</a>	Elementary Teacher Education.	0	0	0	0	0	4
<a href="#">13.XXXX</a>	All other education program(s)	0	0	0	0	0	19
<b>Totals:</b>		<b>0</b>	<b>0</b>	<b>0</b>	<b>0</b>	<b>0</b>	<b>26</b>
<b>Last year totals:</b>		<b>0</b>	<b>0</b>	<b>0</b>	<b>2</b>	<b>0</b>	<b>32</b>

### Female Degree Recipients

<a href="#">IPEDS CIP code</a>	Program area	<a href="#">Hispanic/Latino of any race</a>	<a href="#">American Indian or Alaska Native</a>	<a href="#">Asian</a>	<a href="#">Black or African American</a>	<a href="#">Native Hawaiian or Other Pacific Islander</a>	<a href="#">White</a>
<a href="#">13.1101</a>	Counseling Education/Student Counseling and Guidance Service.	0	0	0	1	0	9
<a href="#">13.1202</a>	Elementary Teacher Education.	0	0	0	4	0	71
<a href="#">13.XXXX</a>	All other education program(s)	0	0	1	1	0	21

<b>Totals:</b>	<b>0</b>	<b>0</b>	<b>1</b>	<b>6</b>	<b>0</b>	<b>101</b>
<b>Last year totals:</b>	<b>0</b>	<b>0</b>	<b>1</b>	<b>8</b>	<b>0</b>	<b>130</b>

**Comments (optional):**

---

**B-3D » 2008 PEDS » CAS/Specialist Level Advanced Preparation****Number of Degrees 2006-2007**

---

Postsecondary completion in education programs (CIP 13.0000) awards/degrees conferred between July 1, 2006 and June



[Help flowchart](#)

**Not applicable**



**B-3E » 2008 PEDS » Doctorate Level Advanced Preparation****Number of Degrees 2006-2007**

---

Postsecondary completion in education programs (CIP 13.0000) awards/degrees conferred between July 1, 2006 and June



[Help flowchart](#)

**Not applicable**

## **B-4A » 2008 PEDS » Bachelor's-Level Initial Teacher Preparation Program Con Between July 1, 2006 and June 30, 2007 -Non-Education Degrees**

---

Students who completed a professional education program at the initial teacher preparation level, but did not receive a degr



[Help flowchart](#)

**Not applicable**

## B-4B » 2008 PEDS » Post-Bachelor's or Master's-Level Initial Teacher Preparation Program Completers in Professional Education Between July 1, 2006 and June 30, 2008

Students who completed a professional education programs at the initial teacher preparation level, but did not receive a degree



[Help flowchart](#)

### Male Completers

	Program area	Hispanic/Latino of any race	American Indian or Alaska Native	Asian	Black or African American	Native Hawaiian or Other Pacific Islander	White
	Elementary Teacher Education.	0	0	0	0	0	1
	Science Teacher Education, General.	0	0	0	0	0	0
	Social Studies Teacher Education.	0	0	0	0	0	0
	<b>Totals:</b>	<b>0</b>	<b>0</b>	<b>0</b>	<b>0</b>	<b>0</b>	<b>1</b>
	<b>Last year totals:</b>	<b>0</b>	<b>0</b>	<b>0</b>	<b>0</b>	<b>0</b>	<b>4</b>

### Female Completers

	Program area	Hispanic/Latino of any race	American Indian or Alaska Native	Asian	Black or African American	Native Hawaiian or Other Pacific Islander	White
	Elementary Teacher Education.	0	0	0	0	0	7
	Science Teacher Education, General.	0	0	0	0	0	1
	Social Studies Teacher Education.	0	0	0	0	0	0
	<b>Totals:</b>	<b>0</b>	<b>0</b>	<b>0</b>	<b>0</b>	<b>0</b>	<b>8</b>
	<b>Last year totals:</b>	<b>0</b>	<b>0</b>	<b>0</b>	<b>0</b>	<b>0</b>	<b>11</b>

---

---

**Comments (optional):**

---

---

## B-4C » 2008 PEDS » Post-Bachelor's or Master's-Level Advanced Preparation Program Completers in Professional Education Between July 1, 2006 and June 30, 2008

Students who completed a professional education program at the advanced teacher preparation level, but did not receive a



[Help flowchart](#)

### Male Completers

Program area	<a href="#">Hispanic/Latino of any race</a>	<a href="#">American Indian or Alaska Native</a>	<a href="#">Asian</a>	<a href="#">Black or African American</a>	<a href="#">Native Hawaiian or Other Pacific Islander</a>	<a href="#">White</a>
Education Administration and Supervision, General.	0	0	0	0	0	0
Special Education, General.	0	0	0	0	0	0
Counseling Education/Student Counseling and Guidance Service.	0	0	0	0	0	0
Elementary Teacher Education.	0	0	0	0	0	0
Kindergarten/Preschool Education and Teaching	0	0	0	0	0	0
English Teacher Education.	0	0	0	0	0	0
Mathematics Teacher Education.	0	0	0	0	0	0
Reading Teacher Education.	0	0	0	0	0	0
Science Teacher Education, General.	0	0	0	0	0	0
Social Studies Teacher Education.	0	0	0	0	0	0
Computer Teacher Education.	0	0	0	0	0	0
Biology Teacher Education.	0	0	0	0	0	0

	All other education program(s)	0	0	0	0	0	0
<b>Totals:</b>		<b>0</b>	<b>0</b>	<b>0</b>	<b>0</b>	<b>0</b>	<b>0</b>
<b>Last year totals:</b>		<b>0</b>	<b>0</b>	<b>0</b>	<b>1</b>	<b>0</b>	<b>27</b>

### Female Completers

	Program area	<u>Hispanic/Latino of any race</u>	<u>American Indian or Alaska Native</u>	<u>Asian</u>	<u>Black or African American</u>	<u>Native Hawaiian or Other Pacific Islander</u>	<u>White</u>
	Education Administration and Supervision, General.	0	0	0	0	0	0
	Special Education, General.	0	0	0	0	0	0
	Counseling Education/Student Counseling and Guidance Service.	0	0	0	0	0	0
	Elementary Teacher Education.	0	0	0	0	0	0
	Kindergarten/Preschool Education and Teaching	0	0	0	0	0	0
	English Teacher Education.	0	0	0	0	0	0
	Mathematics Teacher Education.	0	0	0	0	0	0
	Reading Teacher Education.	0	0	0	0	0	0
	Science Teacher Education, General.	0	0	0	0	0	0
	Social Studies Teacher Education.	0	0	0	0	0	0
	Computer Teacher Education.	0	0	0	0	0	0
	Biology Teacher Education.	0	0	0	0	0	0

	All other education program(s)	0	0	0	0	0	0
<b>Totals:</b>		0	0	0	0	0	0
<b>Last year totals:</b>		0	0	0	3	0	72

**Comments (optional):**

---



---

## **B-4D » 2008 PEDS » CAS/Specialist Level Advanced Preparation Program Con Between July 1, 2006 and June 30, 2007-Non-Education Degrees**

---

Students who completed a professional education program at the advanced teacher preparation level, but did not receive a



[Help flowchart](#)

**Not applicable**



## **B-4E » 2008 PEDS » Doctorate Level Advanced Preparation Program Completed Between July 1, 2006 and June 30, 2007-Non-Education Degrees**

---

Students who completed a professional education program at the advanced teacher preparation level, but did not receive a



[Help flowchart](#)

**Not applicable**




## B-5A » 2008 PEDS » Professional Education Faculty







Number of professional education faculty members in each category fall, 2007.

### M » Male Faculty

Race / Ethnicity	Full-Time		Part-Time
	Current year	Prior year	Current year
Hispanic/Latino of any race 	0	0	0
American Indian or Alaska Native 	0	0	0
Asian 	0	0	0
Black or African American 	0	0	0
Native Hawaiian or Other Pacific Islander 	0	0	0
White 	8	8	0
Two or more races 	0	0	0
Nonresident alien 	0	0	0
Unknown 	0	0	0
<b>Totals:</b>	<b>8</b>	<b>8</b>	<b>0</b>

### W » Female Faculty

Race / Ethnicity	Full-Time		Part-Time
	Current year	Prior year	Current year
Hispanic/Latino of any race 	1	1	0
American Indian or Alaska Native 	0	0	0
Asian 	0	0	0

Black or African American 	2	2	0
Native Hawaiian or Other Pacific Islander 	0	0	0
White 	15	16	0
Two or more races 	0	0	0
Nonresident alien 	2	2	0
Unknown 	0	0	0
<b>Totals:</b>	<b>20</b>	<b>21</b>	<b>0</b>

**Comments (optional):**

---

## B-5B » 2008 PEDS » Faculty Counts and Teaching Loads

Faculty counts and teaching loads for faculty members appointed full-time in professional education fall, 2007.

### B5B\_1 » Full-time faculty in professional education

Indiana University Southeast	Full-time faculty in professional education		
	Teaching only undergraduate courses		Teaching only professional courses
	Current year	Prior year	Current year
Number of full-time faculty	12	8	7
Total number of credit hours taught	79	60	74
Total number of courses taught(count each section)	38	37	27

**Comments (optional):**

---

## B-5C » 2008 PEDS » Tenure and Non-Tenure Full-time Professional Education

Tenure of full-time professional education faculty in schools, colleges, or departments of education fall, 2007.

### B5C\_1 » Does this professional education unit have a tenure track system?

<input checked="" type="radio"/>	Yes
<input type="radio"/>	No

### B5C\_2 » Faculty

Indiana University Southeast	Number of faculty with tenure		On
	Current year	Prior year	Current year
	Professors	7	7
Associate professors	6	7	0
Assistant professors	0	0	7
Instructors	0	0	0
Lecturers	0	0	0
No academic rank	0	0	0
<b>Totals:</b>	<b>13</b>	<b>14</b>	<b>7</b>

### Comments (optional):

--




## B-6 » 2008 PEDS » Revenues and Expenditures

Selected fiscal revenues and expenditures (for the fiscal year that ended June 30, 2007)




### B6\_1 » Total amount

Total operating budget for the entire university, -2--1?	<b>46862358</b>
Total amount allocated to the professional education unit?	<b>2871023</b>

### B6\_2 » Revenue From

Indiana University Southeast	Institutional Total		Sc
	Current year	Prior year	
Private gifts, private grants and private contract 	<b>600000</b>	\$770,725.00	
Endowment Income 	<b>1206758</b>	\$958,461.00	
Federal funding 		\$0.00	
<b>Totals:</b>	<b>\$1,806,758.00</b>	<b>\$1,729,186.00</b>	

### B6\_3 » Expenditures

Indiana University Southeast	Institutional Total		S
	Current year	Prior year	
Instruction 	<b>21570519</b>	\$20,953,867.00	
Research 	<b>42071</b>	\$40,824.00	
Public Service 	<b>0</b>	\$0.00	

Academic support 	3270002	\$3,184,571.00	
Student Services 	2074762	\$1,987,261.00	
<b>Totals:</b>	<b>\$26,957,354.00</b>	<b>\$26,166,523.00</b>	

**Comments (optional):**

---

## B-7 » 2008 PEDS » Technology Education and Distance Learning

Number of distance learning courses, total enrollment in distance learning, and number of distance learning programs offered

### B7\_1 » Which of the following best describes the use of technology by teacher candidates

<input checked="" type="radio"/>	In order to complete the teacher education program, teacher candidates must demonstrate that they can deliver instruction using technology.
<input type="radio"/>	Teacher candidates use various technologies as course requirements.
<input type="radio"/>	There are no specific technology requirements for students in the education program.
<input type="radio"/>	Other »

### B7\_2 » Which of the following best describes the technology used by education faculty

**Skip to B7\_3 — This question was used prior PEDS 2013**

<input type="radio"/>	All education faculty members at our institution are required to incorporate various technologies into their courses.
<input checked="" type="radio"/>	Most faculty members at our institution incorporate various technologies into their courses.
<input type="radio"/>	Some faculty members at our institution incorporate various technologies into their courses.
<input type="radio"/>	Other »

### B7\_3 » How closely does your school, college, or department of education (SCDE) prepare teachers in technology use for instruction?

<input type="radio"/>	Our institution has a formal arrangement with one or more K-12 schools to provide technology-related professional development to teachers.
<input checked="" type="radio"/>	Our institution provides occasional technology-related training to teachers in one or more K-12 schools, but it is not a formal program.
<input type="radio"/>	Our institution does not provide technology-related training to teachers in the K-12 schools.





**B7\_4 » Did your SCDE offer any college-level, credit-granting courses by means of c academic year?**

\*Distance education refers to courses delivered to off-campus locations via live or prerecorded video, or computer t

- Courses conducted exclusively on campus
- Courses conducted by written correspondence
- Courses for which the instructor travels to an off-campus site to deliver instruction in person.

<input type="radio"/>	Yes - if so, please complete table below
<input checked="" type="radio"/>	No

**B7\_5 » Please report the following SCDE data for your undergraduate and graduate the 12-month -2--1 academic year.**

Indiana University Southeast	Undergraduate	
	Current year	Prior year
	Number of online/distance learning courses 	0
Total enrollments in online/distance learning courses 	0	0
Number of distance learning programs offered	0	0
Percent of your teacher preparation programs that are offered <b>completely</b> as online/distance programs	0	0

**B7\_6 » What types of technology and technology tools does your program(s) make a**

Choose all that apply

<input type="checkbox"/>	Computer labs with internet access
<input type="checkbox"/>	Laptops and/ or tablets (ie., iPad, Kindle, Galaxy, etc)
<input type="checkbox"/>	Interactive SMART Boards
<input type="checkbox"/>	Access to video cameras, video recording equipment
<input type="checkbox"/>	Access to online research databases

<input type="checkbox"/>	Electronic learning management system (ie., Blackboard, Canvas, etc)
<input type="checkbox"/>	Assessment management system (LiveText, Taskstream, etc)
<input type="checkbox"/>	Virtual reality/computer games/simulation programs
<input type="checkbox"/>	Other »

### B7\_7 » Which of the following describe the use of technology by faculty in your program?

Choose all that apply

<input type="checkbox"/>	Instructional technology used to deliver course content
<input type="checkbox"/>	Technology used to facilitate online learning and/ or support virtual learning environments
<input type="checkbox"/>	Interactive web 2.0 tools used
<input type="checkbox"/>	Technology used to deliver and collect assessment data on candidate performance
<input type="checkbox"/>	Technology used to support accessibility to candidates
<input type="checkbox"/>	Faculty model how candidates may use instructional technology in PK-12 classrooms
<input type="checkbox"/>	Other »

### B7\_8 » What types of technology and technology tools does your program(s) make available to candidates?

Choose all that apply

<input type="checkbox"/>	Computer labs with internet access
<input type="checkbox"/>	Laptops and/ or tablets (ie., iPad, Kindle, Galaxy, etc)
<input type="checkbox"/>	Interactive SMART Boards
<input type="checkbox"/>	Access to video cameras, video recording equipment
<input type="checkbox"/>	Access to online research databases
<input type="checkbox"/>	Electronic learning management system (ie., Blackboard, Canvas, etc)

<input type="checkbox"/>	Assessment management system (LiveText, Taskstream, etc)
<input type="checkbox"/>	Virtual reality/computer games/simulation programs
<input type="checkbox"/>	Other »

---

**Comments (optional):**

---

---