



A » 2009 PEDS » Institutional Data

Institutional Data

A_1 » Institutional Information

This information will be used in all official references to your institution

Institution Name:	Indiana University Southeast
Address 1:	4201 Grant Line Road
Address 2:	
City:	New Albany
State:	IN
Zip:	47150
Country:	USA
Institution Phone:	812 941-2000

A_2 » Chief Executive Officer of Institution

Include complete address and phone number.

CEO of Institution:	Sandra Patterson-Randles
Title:	Chancellor
Address 1:	4201 Grant Line Road
Address 2:	
City:	New Albany
State:	IN
Zip:	47150

Country:	USA
Phone:	812 941-2200
Fax:	812 941-2475

A_3 » Name of Professional Education Unit

Complete all that apply

PE Unit Name:	School of Education
PE Unit Name 2:	
PE Unit Name 3:	

A_4 » Designated Head of Professional Education Unit

Include complete address and phone number.

PE Designated Head Name:	Gloria J. Murray
Title:	Dean
Address 1:	4201 Grant Line Road
Address 2:	
City:	New Albany
State:	IN
Zip:	47150
Country:	USA
Phone:	812-941-2448
Fax:	812 941-2667
Email:	glomurra@ius.edu

A_5 » Professional Education Unit Term

If the head of the Professional Education Unit differs from the person on the last PEDS report, when did his or her term begin?

Term Began Month:	- Select -	<input type="text"/>
Term Began Year:	- Select -	<input type="text"/>

A_6 » Degrees/Programs

Degrees or programs offered by institution/consortium P-12 education personnel (indicate all levels of degrees/programs)


<input checked="" type="checkbox"/>	Bachelor's, initial teacher preparation
<input checked="" type="checkbox"/>	Post-Bachelor's or Master's, Initial Teacher Preparation
<input type="checkbox"/>	Post-Bachelor's or Master's, Advanced Teacher Preparation
<input type="checkbox"/>	CAS or Specialist
<input type="checkbox"/>	Doctoral
<input type="checkbox"/>	Other »

A_7 » Total Student Licenses Headcount (degrees/program completers)

Indicate the total headcount of students who received licenses, endorsements or degrees (education only) from you in 2012-13. (Note: Do not double count).

Totals	389
--------	------------

A_8 » Control

<input checked="" type="radio"/>	Public
<input type="radio"/>	Private or Independent <---- (answer option used prior PEDS 2013) 
<input type="radio"/>	Private or Independent (Non for Profit)

<input type="radio"/>	Private or Independent (for Profit)
-----------------------	-------------------------------------

A_9 » Institution Type

<input type="radio"/>	A single-campus institution
<input type="radio"/>	A branch campus of a parent institution (please give name of parent institution)
<input type="radio"/>	A main campus (parent institution with one or more branch campuses and/or other campuses)
<input checked="" type="radio"/>	An administratively equal campus of an institutional system (please give the name of the system)
<input type="radio"/>	A consortium

A_10 » Units

Unit of credit awarded for completion of coursework

<input checked="" type="radio"/>	Semester Hour
<input type="radio"/>	Quarter Hour
<input type="radio"/>	Other »

A_11 » Accreditation/Affiliation

Institutional Accreditation and Affiliations

<input type="radio"/>	AABC-American Association of Bible Colleges
<input type="radio"/>	MIDDLE STATES Association of Colleges and Schools
<input type="radio"/>	NEW ENGLAND Association of Schools and Colleges
<input checked="" type="radio"/>	NORTH CENTRAL Association of Colleges and Schools
<input type="radio"/>	NORTHWEST Commission on Colleges and Universities
<input type="radio"/>	SOUTHERN Association of Colleges and Schools

<input type="radio"/>	WESTERN Association of Schools and Colleges
-----------------------	---

A_12 » Organizations

If the institution is a member of any of the following organizations, check the appropriate blank(s):

<input type="checkbox"/>	CADREI: Council of Academic Deans from Research Education Institutions
<input type="checkbox"/>	AILACTE: Association of Independent Liberal Arts Colleges for Teacher Education
<input type="checkbox"/>	NAFEO: National Association for Equal Opportunity in Higher Education
<input checked="" type="checkbox"/>	NCATE: National Council for Accreditation of Teacher Education
<input type="checkbox"/>	TECSCU: Teacher Education Council of State Colleges and Universities
<input type="checkbox"/>	HACU: Hispanic Association of Colleges and Universities
<input type="checkbox"/>	TEAC: Teacher Education Accreditation Council

A_13 » Calendar System

What is the predominant calendar system at this institution?

<input checked="" type="radio"/>	Semester
<input type="radio"/>	Quarter
<input type="radio"/>	Trimester
<input type="radio"/>	Four-one-four (4-1-4)
<input type="radio"/>	Continuous

A_14 » Contact Person

Contact person for the Professional Education Data System (i.e., the individual with responsibility for preparing this

Name:	Gloria J. Murray
Title:	Dean of Education
Institution:	Indiana University Southeast
Address 1:	4201 Grant Line Road
Address 2:	
City:	New Albany
State:	IN
Zip:	47150
Country:	USA
Phone:	812-941-2448
Fax:	812 941-2667
Email:	glomurra@ius.edu

A_15 » Carnegie Classification

Please select your Institution Carnegie Classification

<input type="radio"/>	RU/VH: Research University (very high research activity)
<input type="radio"/>	RU/H: Research University (high research activity)
<input type="radio"/>	DRU: Doctoral/Research University
<input type="radio"/>	Master's L: Masters Colleges and Universities (larger programs)
<input checked="" type="radio"/>	Master's M: Master's Colleges and Universities (medium programs)
<input type="radio"/>	Master's S: Master's Colleges and Universities (smaller programs)
<input type="radio"/>	Bac/A&S: Baccalaureate Colleges - Arts and Sciences
<input type="radio"/>	Bac/Diverse: Baccalaureate Colleges - Diverse fields
<input type="radio"/>	Bac/Assoc: Baccalaureate/Associate's Colleges
<input type="radio"/>	Associate's Colleges

<input type="radio"/>	Tribal Colleges
<input type="radio"/>	Other »

A_16 » Main Campus Geographical Setting

Based on location and main area of PK-12 influence, would you describe your institution/teacher preparation progra

<input type="radio"/>	Urban
<input type="radio"/>	Rural
<input type="radio"/>	Suburban or Town

A_17 » Graduates Geographical Setting

Based on location and main area of PK-12 influence, would you describe your institution/teacher preparation progra


<input type="radio"/>	Urban
<input type="radio"/>	Rural
<input type="radio"/>	Suburban or Town

A_18 » Minority Serving institution (MSI)

If your institution is a Minority Serving institution (MSI), which type?

Minority Serving Institutions: Institutions of higher education enrolling populations with significant percentages populations of minority students under various programs created by Congress.

<input type="radio"/>	Hispanic Serving Institution ⓘ
<input type="radio"/>	Historically Black College or University/Predominantly Black College ⓘ
<input type="radio"/>	Tribal College (Tribal College or University, American Indian/Native American serving nontribal institution, or Alaska

<input type="radio"/>	Other Minority Serving Institutions 
<input type="radio"/>	Not a Minority Serving Institution

Comments (optional):

B-1A » 2009 PEDS » Institutional Undergraduate Enrollment







Institutional total undergraduate enrollment (CIP 99.0000) by gender and race/ethnicity categories as of the institution's office

M » Male Enrollment

Race / Ethnicity	Undergrad	
	Full-Time	
	Current year	Prior year
Hispanic/Latino of any race	18	21
American Indian or Alaska Native	8	9
Asian	20	13
Black or African American	64	48
Native Hawaiian or Other Pacific Islander	0	0
White	1213	1160
Two or more races	0	0
Nonresident alien	0	4
Unknown	49	24
Totals:	1372	1279

W » Female Enrollment

Race / Ethnicity	Undergrad	
	Full-Time	
	Current year	Prior year
Hispanic/Latino of any race	30	30
American Indian or Alaska Native	10	8
Asian	28	24

Black or African American 	107	90
Native Hawaiian or Other Pacific Islander 	0	0
White 	1912	1828
Two or more races 	0	0
Nonresident alien 	0	10
Unknown 	69	34
Totals:	2156	2024

Comments (optional):

B-1B » 2009 PEDS » Institutional Graduate Enrollment







Institutional total graduate enrollment (CIP 99.0000) by gender and race/ethnicity categories as of the institutions official fall

M » Male Enrollment

Race / Ethnicity	Gradua	
	Full-Time	
	Current year	Prior year
Hispanic/Latino of any race	1	0
American Indian or Alaska Native	0	0
Asian	1	0
Black or African American	0	1
Native Hawaiian or Other Pacific Islander	0	0
White	8	9
Two or more races	0	0
Nonresident alien	0	2
Unknown	5	0
Totals:	15	12

W » Female Enrollment

Race / Ethnicity	Gradua	
	Full-Time	
	Current year	Prior year
Hispanic/Latino of any race	0	0
American Indian or Alaska Native	0	0
Asian	0	0

Black or African American 	1	1
Native Hawaiian or Other Pacific Islander 	0	0
White 	22	18
Two or more races 	0	0
Nonresident alien 	0	2
Unknown 	4	1
Totals:	27	22

Comments (optional):

B-2A » 2009 PEDS » Undergraduate Program Enrollment - Education Degrees

Undergraduate program enrollment (CIP 13.0000) by gender and race/ethnicity as of the institutions official fall reporting date for definition










[Help flowchart](#)

M » Male Enrollment

Race / Ethnicity	Undergraduate	
	Full-Time	
	Current year	Prior year
Hispanic/Latino of any race	1	0
American Indian or Alaska Native	0	0
Asian	0	0
Black or African American	1	0
Native Hawaiian or Other Pacific Islander	0	0
White	57	52
Two or more races	0	0
Nonresident alien	0	0
Unknown	1	1
Totals:	60	53

W » Female Enrollment

Race / Ethnicity	Undergraduate	
	Full-Time	
	Current year	Prior year
Hispanic/Latino of any race	2	1

American Indian or Alaska Native 	0	0
Asian 	0	1
Black or African American 	2	3
Native Hawaiian or Other Pacific Islander 	0	0
White 	153	220
Two or more races 	0	0
Nonresident alien 	0	0
Unknown 	7	5
Totals:	164	230

Comments (optional):

B-2B » 2009 PEDS » Undergraduate Program Enrollment - Non-Education Deg

Undergraduate program enrollment of students who have been formally admitted in professional education programs by general reporting date or as of October 15, 2008. See Q&A and flowchart for definition



[Help flowchart](#)

Not applicable

B-2C » 2009 PEDS » Graduate Program Enrollment - Education Degrees

Graduate program enrollment (CIP 13.0000) by gender and race/ethnicity as of the institutions official fall reporting date or definition



[Help flowchart](#)

M » Male Enrollment

Race / Ethnicity	Gradua	
	<u>Full-Time</u>	
	Current year	Prior year
Hispanic/Latino of any race	0	0
American Indian or Alaska Native	0	0
Asian	0	0
Black or African American	0	0
Native Hawaiian or Other Pacific Islander	0	0
White	2	1
Two or more races	0	0
Nonresident alien	0	0
Unknown	0	0
Totals:	2	1

W » Female Enrollment

Race / Ethnicity	Gradua	
	<u>Full-Time</u>	
	Current year	Prior year
Hispanic/Latino of any race	0	0

American Indian or Alaska Native ⓘ	0	0
Asian ⓘ	0	0
Black or African American ⓘ	1	2
Native Hawaiian or Other Pacific Islander ⓘ	0	0
White ⓘ	5	8
Two or more races ⓘ	0	0
Nonresident alien ⓘ	0	0
Unknown ⓘ	0	0
Totals:	6	10

Comments (optional):

B-2D » 2009 PEDS » Graduate Program Enrollment - Non-Education Degrees

Graduate program enrollment of students that have been formally admitted and enrolled in professional education programs official fall reporting date or as of October 15, 2008. See Q&A and flowchart for definition



[Help flowchart](#)

M » Male Enrollment

Race / Ethnicity	Gradua	
	Full-Time	
	Current year	Prior year
Hispanic/Latino of any race	0	0
American Indian or Alaska Native	0	0
Asian	0	0
Black or African American	0	0
Native Hawaiian or Other Pacific Islander	0	0
White	3	0
Two or more races	0	0
Nonresident alien	0	0
Unknown	0	0
Totals:	3	0

W » Female Enrollment

Race / Ethnicity	Gradua	
	Full-Time	
	Current year	Prior year
Hispanic/Latino of any race	0	0

American Indian or Alaska Native 	0	0
Asian 	0	0
Black or African American 	0	0
Native Hawaiian or Other Pacific Islander 	0	0
White 	16	0
Two or more races 	0	0
Nonresident alien 	0	0
Unknown 	1	0
Totals:	17	0

Comments (optional):

B-3A » 2009 PEDS » Bachelor's-Level Initial Teacher Preparation, Number of D

Postsecondary completion in education programs (CIP 13.0000) awards/degrees conferred between July 1, 2007 and June



[Help flowchart](#)

Male Degree Recipients

IPEDS CIP code	Program area	Hispanic/Latino of any race	American Indian or Alaska Native	Asian	Black or African American	Native Hawaiian or Other Pacific Islander	White
13.1001	Special Education, General.	0	0	0	0	0	0
13.1202	Elementary Teacher Education.	0	0	0	0	0	2
13.1305	English Teacher Education.	0	0	0	0	0	4
13.1311	Mathematics Teacher Education.	0	0	0	0	0	2
13.1318	Social Studies Teacher Education.	0	0	0	0	0	6
13.1322	Biology Teacher Education.	0	0	0	0	0	1
13.1323	Chemistry Teacher Education.	0	0	0	0	0	2
13.1328	History Teacher Education.	0	0	0	0	0	0
13.1329	Physics Teacher Education.	0	0	0	0	0	0
13.XXXX	All other education program(s)	0	0	0	0	0	0
Totals:		0	0	0	0	0	17
Last year totals:		0	0	0	0	0	22

Female Degree Recipients

IPEDS CIP code	Program area	Hispanic/Latino of any race	American Indian or Alaska Native	Asian	Black or African American	Native Hawaiian or Other Pacific Islander	White
13.1001	Special Education, General.	0	0	0	0	0	8
13.1202	Elementary Teacher Education.	0	0	0	0	0	69
13.1305	English Teacher Education.	0	0	0	0	0	6
13.1311	Mathematics Teacher Education.	0	0	0	0	0	3
13.1318	Social Studies Teacher Education.	0	0	0	0	0	2
13.1322	Biology Teacher Education.	0	0	0	0	0	2
13.1323	Chemistry Teacher Education.	0	0	0	0	0	0
13.1328	History Teacher Education.	0	0	0	0	0	0
13.1329	Physics Teacher Education.	0	0	0	0	0	0
13.XXXX	All other education program(s)	0	0	0	0	0	3
Totals:		0	0	0	0	0	93
Last year totals:		0	0	0	1	0	84

Comments (optional):

B-3B » 2009 PEDS » Post-Bachelor's or Master's-Level Initial Teacher Preparat

Postsecondary completion in education programs (CIP 13.0000) awards/degrees conferred between July 1, 2007 and June



[Help flowchart](#)

Not applicable

B-3C » 2009 PEDS » Post-Bachelor's or Master's-Level Advanced Preparation,

Postsecondary completion in education programs (CIP 13.0000) awards/degrees conferred between July 1, 2007 and June



[Help flowchart](#)

Male Degree Recipients

IPEDS CIP code	Program area	Hispanic/Latino of any race	American Indian or Alaska Native	Asian	Black or African American	Native Hawaiian or Other Pacific Islander	White
13.1101	Counseling Education/Student Counseling and Guidance Service.	0	0	0	0	0	3
13.1202	Elementary Teacher Education.	0	0	0	0	0	15
13.XXXX	All other education program(s)	0	0	0	1	0	19
Totals:		0	0	0	1	0	37
Last year totals:		0	0	0	0	0	26

Female Degree Recipients

IPEDS CIP code	Program area	Hispanic/Latino of any race	American Indian or Alaska Native	Asian	Black or African American	Native Hawaiian or Other Pacific Islander	White
13.1101	Counseling Education/Student Counseling and Guidance Service.	0	1	0	0	0	10
13.1202	Elementary Teacher Education.	1	3	0	0	0	92
13.XXXX	All other education program(s)	0	0	0	3	0	30

Totals:	1	4	0	3	0	132
Last year totals:	0	0	1	6	0	101

Comments (optional):

B-3D » 2009 PEDS » CAS/Specialist Level Advanced Preparation, Number of D

Postsecondary completion in education programs (CIP 13.0000) awards/degrees conferred between July 1, 2007 and June



[Help flowchart](#)

Not applicable

B-3E » 2009 PEDS » Doctorate Level Advanced Preparation, Number of Degrees

Postsecondary completion in education programs (CIP 13.0000) awards/degrees conferred between July 1, 2007 and June



[Help flowchart](#)

Not applicable

B-4A » 2009 PEDS » Bachelor's-Level Initial Teacher Preparation Program Con Between July 1, 2007 and June 30, 2008, Non-Education Degrees

Students who completed a professional education program at the initial teacher preparation level, but did not receive a degr



[Help flowchart](#)

Not applicable

B-4B » 2009 PEDS » Post-Bachelor's or Master's-Level Initial Teacher Preparation Professional Education Between July 1, 2007 and June 30, 2008, Non-Educatic

Students who completed a professional education programs at the initial teacher preparation level, but did not receive a deg



[Help flowchart](#)

Male Completers

	Program area	Hispanic/Latino of any race	American Indian or Alaska Native	Asian	Black or African American	Native Hawaiian or Other Pacific Islander	White
	Education Administration and Supervision, General.	0	0	0	0	0	0
	Secondary School Administration/Principalship	0	0	0	0	0	0
	Special Education, General.	0	0	0	0	0	0
	Elementary Teacher Education.	0	0	0	0	0	3
	Kindergarten/Preschool Education and Teaching	0	0	0	0	0	0
	English Teacher Education.	0	0	0	0	0	0
	Mathematics Teacher Education.	0	0	0	0	0	0
	Reading Teacher Education.	0	0	0	0	0	0
	Science Teacher Education, General.	0	0	0	0	0	0
	Social Studies Teacher Education.	0	0	0	0	0	0
	Computer Teacher Education.	0	0	0	0	0	0
	Teaching English as a Second Language/Foreign Language.	0	0	0	0	0	0
	Totals:	0	0	0	0	0	3

Last year totals:	0	0	0	0	0	1
--------------------------	----------	----------	----------	----------	----------	----------

Female Completers

	Program area	<u>Hispanic/Latino of any race</u>	<u>American Indian or Alaska Native</u>	<u>Asian</u>	<u>Black or African American</u>	<u>Native Hawaiian or Other Pacific Islander</u>	<u>White</u>
	Education Administration and Supervision, General.	0	0	0	0	0	0
	Secondary School Administration/Principalship	0	0	0	0	0	0
	Special Education, General.	0	0	0	0	0	0
	Elementary Teacher Education.	0	0	0	0	0	5
	Kindergarten/Preschool Education and Teaching	0	0	0	0	0	0
	English Teacher Education.	0	0	0	0	0	0
	Mathematics Teacher Education.	0	0	0	0	0	0
	Reading Teacher Education.	0	0	0	0	0	0
	Science Teacher Education, General.	0	0	0	0	0	0
	Social Studies Teacher Education.	0	0	0	0	0	0
	Computer Teacher Education.	0	0	0	0	0	0
	Teaching English as a Second Language/Foreign Language.	0	0	0	0	0	0
	Totals:	0	0	0	0	0	5
	Last year totals:	0	0	0	0	0	8

Comments (optional):

B-4C » 2009 PEDS » Post-Bachelor's or Master's-Level Advanced Preparation Professional Education Between July 1, 2007 and June 30, 2008, Non-Educatic

Students who completed a professional education program at the advanced teacher preparation level, but did not receive a



[Help flowchart](#)

Male Completers

	Program area	Hispanic/Latino of any race	American Indian or Alaska Native	Asian	Black or African American	Native Hawaiian or Other Pacific Islander	White
	Education Administration and Supervision, General.	0	0	0	0	0	0
	Special Education, General.	0	0	0	0	0	0
	Counseling Education/Student Counseling and Guidance Service.	0	0	0	0	0	0
	Elementary Teacher Education.	0	0	0	0	0	0
	Kindergarten/Preschool Education and Teaching	0	0	0	0	0	0
	English Teacher Education.	0	0	0	0	0	0
	Mathematics Teacher Education.	0	0	0	0	0	0
	Reading Teacher Education.	0	0	0	0	0	0
	Science Teacher Education, General.	0	0	0	0	0	0
	Social Studies Teacher Education.	0	0	0	0	0	0
	Computer Teacher Education.	0	0	0	0	0	0
	Biology Teacher Education.	0	0	0	0	0	0

	All other education program(s)	0	0	0	0	0	0
Totals:		0	0	0	0	0	0
Last year totals:		0	0	0	0	0	0

Female Completers

	Program area	<u>Hispanic/Latino of any race</u>	<u>American Indian or Alaska Native</u>	<u>Asian</u>	<u>Black or African American</u>	<u>Native Hawaiian or Other Pacific Islander</u>	<u>White</u>
	Education Administration and Supervision, General.	0	0	0	0	0	0
	Special Education, General.	0	0	0	0	0	0
	Counseling Education/Student Counseling and Guidance Service.	0	0	0	0	0	0
	Elementary Teacher Education.	0	0	0	0	0	0
	Kindergarten/Preschool Education and Teaching	0	0	0	0	0	0
	English Teacher Education.	0	0	0	0	0	0
	Mathematics Teacher Education.	0	0	0	0	0	0
	Reading Teacher Education.	0	0	0	0	0	0
	Science Teacher Education, General.	0	0	0	0	0	0
	Social Studies Teacher Education.	0	0	0	0	0	0
	Computer Teacher Education.	0	0	0	0	0	0
	Biology Teacher Education.	0	0	0	0	0	0

	All other education program(s)	0	0	0	0	0	0
Totals:		0	0	0	0	0	0
Last year totals:		0	0	0	0	0	0

Comments (optional):

B-4D » 2009 PEDS » CAS/Specialist Level Advanced Preparation Program Con Between July 1, 2007 and June 30, 2008, Non-Education Degrees

Students who completed a professional education program at the advanced teacher preparation level, but did not receive a



[Help flowchart](#)

Not applicable

B-4E » 2009 PEDS » Doctorate Level Advanced Preparation Program Completed Between July 1, 2007 and June 30, 2008, Non-Education Degrees

Students who completed a professional education program at the advanced teacher preparation level, but did not receive a












[Help flowchart](#)

Not applicable




B-5A » 2009 PEDS » Professional Education Faculty




Number of professional education faculty members in each category fall, 2008.

M » Male Faculty

Race / Ethnicity	Full-Time		Part-Time
	Current year	Prior year	Current year
Hispanic/Latino of any race 	0	0	0
American Indian or Alaska Native 	0	0	0
Asian 	0	0	0
Black or African American 	0	0	0
Native Hawaiian or Other Pacific Islander 	0	0	0
White 	7	8	1
Two or more races 	0	0	0
Nonresident alien 	0	0	0
Unknown 	0	0	0
Totals:	7	8	1

W » Female Faculty

Race / Ethnicity	Full-Time		Part-Time
	Current year	Prior year	Current year
Hispanic/Latino of any race 	1	1	0
American Indian or Alaska Native 	0	0	0
Asian 	2	0	0

Black or African American 	2	2	0
Native Hawaiian or Other Pacific Islander 	0	0	0
White 	16	15	1
Two or more races 	0	0	0
Nonresident alien 	0	2	0
Unknown 	0	0	0
Totals:	21	20	1

Comments (optional):

B-5B » 2009 PEDS » Faculty Counts and Teaching Loads

Faculty counts and teaching loads for faculty members appointed full-time in professional education fall, 2008.

B5B_1 » Full-time faculty in professional education

Indiana University Southeast	Full-time faculty in professional education		
	Teaching only undergraduate courses		Teaching only professional courses
	Current year	Prior year	Current year
Number of full-time faculty	11	12	7
Total number of credit hours taught	99	79	48
Total number of courses taught(count each section)	49	38	18

Comments (optional):

B-5C » 2009 PEDS » Tenure and Non-Tenure Full-time Professional Education

Tenure of full-time professional education faculty in schools, colleges, or departments of education fall, 2008.

B5C_1 » Does this professional education unit have a tenure track system?

<input checked="" type="radio"/>	Yes
<input type="radio"/>	No

B5C_2 » Faculty

Indiana University Southeast	Number of faculty with tenure		On
	Current year	Prior year	Current year
	Professors	7	7
Associate professors	7	6	0
Assistant professors	0	0	7
Instructors	0	0	0
Lecturers	0	0	0
No academic rank	0	0	0
Totals:	14	13	7

Comments (optional):




B-6 » 2009 PEDS » Revenues and Expenditures

Selected fiscal revenues and expenditures (for the fiscal year that ended June 30, 2008)




B6_1 » Total amount

Total operating budget for the entire university, -2--1?	49834466
Total amount allocated to the professional education unit?	2946804

B6_2 » Revenue From

Indiana University Southeast	Institutional Total		Sc
	Current year	Prior year	
Private gifts, private grants and private contract 	840000	\$600,000.00	
Endowment Income 	1957599	\$1,206,758.00	
Federal funding 		\$0.00	
Totals:	\$2,797,599.00	\$1,806,758.00	

B6_3 » Expenditures

Indiana University Southeast	Institutional Total		S
	Current year	Prior year	
Instruction 	23890540	\$21,570,519.00	
Research 	69993	\$42,071.00	
Public Service 	0	\$0.00	

Academic support 	5506493	\$3,270,002.00	
Student Services 	3437132	\$2,074,762.00	
Totals:	\$32,904,158.00	\$26,957,354.00	

Comments (optional):

B-7 » 2009 PEDS » Technology Education and Distance Learning

Number of distance learning courses, total enrollment in distance learning, and number of distance learning programs offered

B7_1 » Which of the following best describes the use of technology by teacher candidates

<input checked="" type="radio"/>	In order to complete the teacher education program, teacher candidates must demonstrate that they can deliver instruction using technology.
<input type="radio"/>	Teacher candidates use various technologies as course requirements.
<input type="radio"/>	There are no specific technology requirements for students in the education program.
<input type="radio"/>	Other »

B7_2 » Which of the following best describes the technology used by education faculty

Skip to B7_3 — This question was used prior PEDS 2013

<input type="radio"/>	All education faculty members at our institution are required to incorporate various technologies into their courses.
<input checked="" type="radio"/>	Most faculty members at our institution incorporate various technologies into their courses.
<input type="radio"/>	Some faculty members at our institution incorporate various technologies into their courses.
<input type="radio"/>	Other »

B7_3 » How closely does your school, college, or department of education (SCDE) prepare teachers in technology use for instruction?

<input type="radio"/>	Our institution has a formal arrangement with one or more K-12 schools to provide technology-related professional development to teachers.
<input checked="" type="radio"/>	Our institution provides occasional technology-related training to teachers in one or more K-12 schools, but it is not a formal program.
<input type="radio"/>	Our institution does not provide technology-related training to teachers in the K-12 schools.



B7_4 » Did your SCDE offer any college-level, credit-granting courses by means of c academic year?

*Distance education refers to courses delivered to off-campus locations via live or prerecorded video, or computer t

- Courses conducted exclusively on campus
- Courses conducted by written correspondence
- Courses for which the instructor travels to an off-campus site to deliver instruction in person.

<input type="radio"/>	Yes - if so, please complete table below
<input checked="" type="radio"/>	No

B7_5 » Please report the following SCDE data for your undergraduate and graduate the 12-month -2--1 academic year.

Indiana University Southeast	Undergraduate	
	Current year	Prior year
	Number of online/distance learning courses 	0
Total enrollments in online/distance learning courses 	0	0
Number of distance learning programs offered	0	0
Percent of your teacher preparation programs that are offered completely as online/distance programs	0	0

B7_6 » What types of technology and technology tools does your program(s) make a

Choose all that apply

<input type="checkbox"/>	Computer labs with internet access
<input type="checkbox"/>	Laptops and/ or tablets (ie., iPad, Kindle, Galaxy, etc)
<input type="checkbox"/>	Interactive SMART Boards
<input type="checkbox"/>	Access to video cameras, video recording equipment
<input type="checkbox"/>	Access to online research databases

<input type="checkbox"/>	Electronic learning management system (ie., Blackboard, Canvas, etc)
<input type="checkbox"/>	Assessment management system (LiveText, Taskstream, etc)
<input type="checkbox"/>	Virtual reality/computer games/simulation programs
<input type="checkbox"/>	Other »

B7_7 » Which of the following describe the use of technology by faculty in your program?

Choose all that apply

<input type="checkbox"/>	Instructional technology used to deliver course content
<input type="checkbox"/>	Technology used to facilitate online learning and/ or support virtual learning environments
<input type="checkbox"/>	Interactive web 2.0 tools used
<input type="checkbox"/>	Technology used to deliver and collect assessment data on candidate performance
<input type="checkbox"/>	Technology used to support accessibility to candidates
<input type="checkbox"/>	Faculty model how candidates may use instructional technology in PK-12 classrooms
<input type="checkbox"/>	Other »

B7_8 » What types of technology and technology tools does your program(s) make available to candidates?

Choose all that apply

<input type="checkbox"/>	Computer labs with internet access
<input type="checkbox"/>	Laptops and/ or tablets (ie., iPad, Kindle, Galaxy, etc)
<input type="checkbox"/>	Interactive SMART Boards
<input type="checkbox"/>	Access to video cameras, video recording equipment
<input type="checkbox"/>	Access to online research databases
<input type="checkbox"/>	Electronic learning management system (ie., Blackboard, Canvas, etc)

<input type="checkbox"/>	Assessment management system (LiveText, Taskstream, etc)
<input type="checkbox"/>	Virtual reality/computer games/simulation programs
<input type="checkbox"/>	Other »

Comments (optional):
