


Aggregate and Summary Institution-Level Pass-Rate Data: Regular Teacher Preparation Program

|  | | HEA - Title II Follow-Up 2000-2001 Academic Year | | | | |
|-------------------------------------------------------------------------------------------------|--------------------------------|-----------------------------------------------------------------|-------------------------|--------------------------------|----------------------------------------|---------------------|
| Institution Name | INDIANA UNIV SOUTHEAST | | | | | |
| Institution Code | 1314 | | | | | |
| State | Indiana | | | | | |
| Number of Program Completers Submitted | 137 | | | | | |
| Number of Program Completers found, matched, and used in passing rate Calculations ¹ | 136 | | | | | |
| <i>Type of Assessment²</i> | Taking Assessment ³ | | Institutional Pass Rate | | Statewide | |
| | Taking Assessment ³ | Number Passing Assessment ⁴ | Institutional Pass Rate | Taking Assessment ³ | Number Passing Assessment ⁴ | Statewide Pass Rate |
| Aggregate - Basic Skills | 119 | 118 | 99% | 4116 | 3953 | 96% |
| Aggregate - Professional Knowledge | | | | 41 | 41 | 100% |
| Aggregate - Academic Content Areas (Math, English, Biology, etc.) | 151 | 150 | 99% | 3810 | 3776 | 99% |
| Aggregate - Other Content Areas (Career/Technical Education, Health Educations, etc.) | | | | 108 | 108 | 100% |
| Aggregate - Teaching Special Populations (Special Education, ELS, etc.) | 2 | | | 189 | 187 | 99% |
| Aggregate - Performance Assessments | | | | | | |
| Summary Totals and Pass Rates⁵ | 136 | 135 | 99% | 4210 | 4030 | 96% |

November 9, 2004


¹ The number of program completers found, matched and used in the passing rate calculation will not equal the sum of the column labeled "Number Taking Assessment since a completer can take more than one assessment.

² Institutions and/or States did not require the assessments within an aggregate where data cells are blank.

³ Number of completers who took one or more tests in a category and within their area of specialization.

⁴ Number who passed all tests they took in a category and within their area of specialization.

Single-Assessment Institution Level Pass-Rate Data: Regular Teacher Preparation Program


| | | |
|-------------------------------------------------------------------------------------|-------------------------------------------------------------|------------------------|
|  | HEA - Title II Follow-Up 2000-2001 Academic Year | |
| | Institution Name | INDIANA UNIV SOUTHEAST |
| | Institution Code | 1314 |
| | State | Indiana |
| Number of Program Completers Submitted | | 137 |
| matched, and used in passing rate Calculations ¹ | | 136 |

November 9, 2004

| Type of Assessment | Assessment Code Number | Number Taking Assessment | Number Passing Assessment | Institutional Pass | Statewide | |
|------------------------------------|------------------------|--------------------------|---------------------------|--------------------|--------------------------|---------------------------|
| | | | | | Number Taking Assessment | Number Passing Assessment |
| Basic Skills | | | | | | |
| COMMUNICATION SKILLS | 500 | 1 | | | 127 | 122 |
| GENERAL KNOWLEDGE | 510 | 3 | | | 151 | 132 |
| PROFESSIONAL KNOWLEDGE | 520 | | | | 113 | 112 |
| PPST READING | 710 | 28 | 28 | 100% | 1747 | 1712 |
| CBT READING | 711 | 86 | 86 | 100% | 2154 | 2128 |
| PPST WRITING | 720 | 33 | 33 | 100% | 1929 | 1914 |
| CBT WRITING | 721 | 81 | 81 | 100% | 1968 | 1957 |
| PPST MATHEMATICS | 730 | 32 | 32 | 100% | 1780 | 1735 |
| CBT MATHEMATICS | 731 | 84 | 83 | 99% | 2134 | 2091 |
| COMPUTERIZED PPST READING | 5710 | | | | 46 | 36 |
| COMPUTERIZED PPST WRITING | 5720 | | | | 39 | 37 |
| COMPUTERIZED PPST MATHEMATICS | 5730 | | | | 74 | 48 |
| Professional Knowledge | | | | | | |
| PRE-KINDERGARTEN EDUCATION | 530 | | | | 41 | 41 |
| Academic Content Areas | | | | | | |
| EDUCATION IN THE ELEMENTARY SCHOOL | 010 | | | | 60 | 60 |
| ELEM ED CURR INSTRUC ASSESSMENT | 011 | 98 | 98 | 100% | 2158 | 2152 |
| EARLY CHILDHOOD EDUCATION | 020 | | | | 71 | 71 |
| | | | | | | 100% |
| | | | | | | 100% |
| | | | | | | 100% |
| | | | | | | 100% |

¹ The number of program completers found, matched and used in the passing rate calculation will not equal the sum of the column labeled "Number Taking Assessment" since a completer can take more than one assessment.

Single-Assessment Institution Level Pass-Rate Data: Regular Teacher Preparation Program


| | |
|-------------------------------------------------------------------------------------|-------------------------------------------------------------|
|  | HEA - Title II Follow-Up 2000-2001 Academic Year |
| Institution Name | INDIANA UNIV SOUTHEAST |
| Institution Code | 1314 |
| State | Indiana |
| Number of Program Completers Submitted | 137 |
| matched, and used in passing rate Calculations ¹ | 136 |

November 9, 2004

| Type of Assessment | Assessment Code Number | Institutional | | | Statewide | | |
|-------------------------------------|------------------------|--------------------------|---------------------------|--------------------|--------------------------|---------------------------|---------------------|
| | | Number Taking Assessment | Number Passing Assessment | Institutional Pass | Number Taking Assessment | Number Passing Assessment | Statewide Pass Rate |
| ENGLISH LANGUAGE AND LITERATURE | 040 | | | | | | |
| ENG LANG LIT COMP CONTENT KNOWLEDGE | 041 | 7 | | | 285 | 277 | 97% |
| MATHEMATICS | 060 | 7 | | | 126 | 125 | 99% |
| MATHEMATICS: CONTENT KNOWLEDGE | 061 | 2 | | | 16 | 15 | 94% |
| SOCIAL STUDIES | 080 | | | | 2 | | |
| SOCIAL STUDIES: CONTENT KNOWLEDGE | 081 | 8 | | | 273 | 269 | 99% |
| PHYSICAL EDUCATION | 090 | | | | 151 | 148 | 98% |
| PHYSICAL ED: CONTENT KNOWLEDGE | 091 | | | | 22 | 18 | 82% |
| BUSINESS EDUCATION | 100 | | | | 43 | 43 | 100% |
| MUSIC EDUCATION | 110 | | | | 107 | 107 | 100% |
| MUSIC CONTENT KNOWLEDGE | 113 | | | | 14 | 14 | 100% |
| ART EDUCATION | 130 | | | | 84 | 84 | 100% |
| ART CONTENT KNOWLEDGE | 133 | | | | 10 | 10 | 100% |
| FRENCH | 170 | | | | 17 | 16 | 94% |
| GERMAN | 180 | | | | 6 | | |
| SPANISH | 190 | | | | 50 | 49 | 98% |
| SPANISH CONTENT KNOWLEDGE | 191 | | | | 2 | | |
| SPANISH PRODUCTIVE LANGUAGE SKILLS | 192 | | | | 2 | | |
| BIOLOGY | 230 | 6 | | | 89 | 89 | 100% |
| BIOLOGY CONTENT KNOWLEDGE | 235 | | | | 6 | | |

¹The number of program completers found, matched and used in the passing rate calculation will not equal the sum of the column labeled "Number Taking Assessment" since a completer can take more than one assessment.

Single-Assessment Institution Level Pass-Rate Data: Regular Teacher Preparation Program


| | | | |
|-------------------------------------------------------------------------------------|------------------------|-------------------------------------------------------------|--|
|  | | HEA - Title II Follow-Up 2000-2001 Academic Year | |
| Institution Name | INDIANA UNIV SOUTHEAST | | |
| Institution Code | 1314 | | |
| State | Indiana | | |
| Number of Program Completers Submitted | 137 | | |
| matched, and used in passing rate Calculations ¹ | 136 | | |

November 9, 2004

| Type of Assessment | Assessment Code Number | Number Taking Assessment | Number Passing Assessment | Institutional Pass | Statewide | | |
|-------------------------------------|------------------------|--------------------------|---------------------------|--------------------|--------------------------|---------------------------|---------------------|
| | | | | | Number Taking Assessment | Number Passing Assessment | Statewide Pass Rate |
| CHEMISTRY | 240 | 7 | | | 36 | 35 | 97% |
| CHEMISTRY CONTENT KNOWLEDGE | 245 | | | | 2 | | |
| PHYSICS | 260 | | | | 7 | | |
| READING SPECIALIST | 300 | 8 | | | 226 | 226 | 100% |
| PSYCHOLOGY | 390 | | | | 7 | | |
| GENERAL SCIENCE | 430 | 12 | 12 | 100% | 91 | 91 | 100% |
| EARTH/SPACE SCIENCE | 570 | 1 | | | 16 | 16 | 100% |
| EARTH SCIENCE CONTENT KNOWLEDGE | 571 | | | | 1 | | |
| ECONOMICS | 910 | | | | 4 | | |
| GEOGRAPHY | 920 | | | | 9 | | |
| GOVERNMENT/POLITICAL SCIENCE | 930 | 1 | | | 21 | 21 | 100% |
| SOCIOLOGY | 950 | 1 | | | 9 | | |
| Other Content Areas | | | | | | | |
| TECHNOLOGY EDUCATION | 050 | | | | 28 | 28 | 100% |
| HOME ECONOMICS EDUCATION | 120 | | | | 15 | 15 | 100% |
| SPEECH COMMUNICATION | 220 | | | | 24 | 24 | 100% |
| LIBRARY MEDIA SPECIALIST | 310 | | | | 6 | | |
| HEALTH EDUCATION | 550 | | | | 35 | 35 | 100% |
| Teaching Special Populations | | | | | | | |

¹ The number of program completers found, matched and used in the passing rate calculation will not equal the sum of the column labeled "Number Taking Assessment" since a completer can take more than one assessment.

Single-Assessment Institution Level Pass-Rate Data: Regular Teacher Preparation Program

| | |
|-------------------------------------------------------------------------------------|-------------------------------------------------------------|
|  | HEA - Title II Follow-Up 2000-2001 Academic Year |
| Institution Name | INDIANA UNIV SOUTHEAST |
| Institution Code | 1314 |
| State | Indiana |
| Number of Program Completers Submitted | 137 |
| matched, and used in passing rate Calculations ¹ | 136 |

November 9, 2004

| Type of Assessment | Assessment Code Number | Number Taking Assessment | Number Passing Assessment | Institutional Pass | Statewide | |
|-------------------------------------|------------------------|--------------------------|---------------------------|--------------------|--------------------------|---------------------------|
| | | | | | Number Taking Assessment | Number Passing Assessment |
| ED OF STUDENTS W/MENTAL RETARDATION | 320 | | | | 20 | 20 |
| SE STUDENTS W/MENTAL RETARDATION | 321 | | | | 2 | |
| SE KNOWLEDGE-BASED CORE PRINCIPLES | 351 | | | | 21 | 20 |
| EDUC. EXCEPTIONAL STUDENTS: CK | 353 | | | | 3 | |
| TCHG STUDENTS W/EMOTIONAL DISTURB | 370 | | | | 21 | 21 |
| SE BEHAVIORAL/EMOTIONAL | 371 | | | | 6 | |
| TCHG STUDENTS W/LEARNING DISABIL | 380 | 2 | | | 124 | 124 |
| SE LEARNING DISABILITIES | 381 | | | | 9 | |
| | | | | | | 100% |
| | | | | | | 95% |
| | | | | | | 100% |
| | | | | | | 100% |

¹ The number of program completers found, matched and used in the passing rate calculation will not equal the sum of the column labeled "Number Taking Assessment" since a completer can take more than one assessment.